

PROSPECTUS

May 1, 2025

Shelton Tactical Credit Fund, Institutional Shares: DEBIX, Investor Shares: DEBTX

Shelton International Select Equity Fund, Institutional Shares: SISEX, Investor Shares: SISLX

Shelton Emerging Markets Fund, Institutional Shares: EMSQX, Investor Shares: EMSLX

The Securities and Exchange Commission (the “SEC”) has not approved or disapproved these securities or passed on whether the information in this prospectus (the “Prospectus”) is adequate or accurate. Any representation to the contrary is a criminal offense. The Funds are not bank deposits and are not guaranteed, endorsed or insured by any financial institution or government entity such as the Federal Deposit Insurance Corporation (“FDIC”). Some funds or some classes of shares in this Prospectus may not be available in your state. Please check with your advisor to determine those funds and share classes available for sale in your state. The information contained in this Prospectus relates to all classes of shares of the Funds unless otherwise noted.

Table of Contents

<u>SHELTON TACTICAL CREDIT FUND Ticker Symbols: DEBIX and DEBTX</u>	1
<u>SHELTON INTERNATIONAL SELECT EQUITY FUND Ticker Symbols: SISEX and SISLX</u>	6
<u>SHELTON EMERGING MARKETS FUND (the “Fund”) Ticker Symbols: EMSQX, EMSLX</u>	11
<u>Summary of Other Important Information About Fund Shares</u>	15
<u>Purchase and Sale of Fund Shares</u>	15
<u>Financial Intermediary Compensation</u>	16
<u>Investment Objectives and Principal Strategies</u>	16
<u>Additional Strategies Applicable to All Funds</u>	18
<u>Fund Organization and Management</u>	26
<u>How to Buy Shares</u>	29
<u>How to Sell Shares</u>	31
<u>Other Important Policies Related to Buying and Selling Shares</u>	32
<u>Other Policies</u>	33
<u>Dividends and Federal Income Taxes</u>	35
<u>Financial Highlights</u>	39
<u>Notice of Privacy Policy</u>	44

SHELTON TACTICAL CREDIT FUND Ticker Symbols: DEBIX and DEBTX**Investment Objective**

The Fund's investment objective is to seek current income and capital appreciation.

Fees and Expenses of the Fund

This table describes the fees and expenses that you may pay when you buy, hold and sell shares of the Fund. The table and example do not reflect any transaction fees that may be charged by financial intermediaries or commissions that a shareholder may be required to pay directly to its financial intermediary when buying or selling shares.

Annual Operating Expenses

(expenses that you pay each year as a percentage of the value of your investment)

	DEBIX	DEBTX
Management Fees	0.74%	0.74%
Distribution (12b-1) Fees	none	0.25%
Total Other Expenses ⁽¹⁾	0.44%	0.44%
Other Expenses	0.44%	0.44%
Shareholder Service Fees	none	none
Total Annual Fund Operating Expenses	1.18%	1.43%
Expense Reimbursement ⁽²⁾	(0.44)%	(0.44)%
Total Annual Fund Operating Expenses After Expense Reimbursement	0.74%	0.99%

- (1) The Fund's Advisor, Shelton Capital Management (the "Advisor"), has contractually agreed to reimburse expenses incurred by the Fund to the extent that total annual fund operating expenses (excluding acquired fund fees and expenses, certain compliance costs, interest and broker expenses relating to investment strategies (including commissions, mark-ups and mark-downs), leverage interest, other transactional expenses, annual account fees for margin accounts, taxes (such as income and foreign withholding taxes, stamp duty and deferred tax expenses), and extraordinary expenses such as litigation or merger and reorganization expenses, for example) exceed 0.73% and 0.98%, for the Institutional and Investor class shares, respectively, until May 1, 2026. This agreement may only be terminated or modified in respect of the Funds with the approval of the Board of Trustees. The Advisor will be permitted to recapture, on a class-by-class basis, expenses it has reimbursed through this letter agreement to the extent that a Fund's expenses in later periods fall below the annual rates set forth in this letter agreement; provided, however, that such recapture payments do not cause the Fund's expense ratio (after recapture) to exceed the lesser of (i) the expense cap in effect at the time of the waiver and (ii) the expense cap in effect at the time of the recapture. Notwithstanding the foregoing, the Fund will not pay any such fees and expenses more than three years after the date on which the fees or expenses were deferred. Any such reimbursement is subject to the review and approval of the Board of Trustees.

Example of Expenses

This example is intended to help you compare the cost of investing in the Fund with the cost of investing in other mutual funds.

The example assumes that you invest \$10,000 in the Fund for the time periods indicated and then redeem all of your shares at the end of those periods. This example also assumes that your investment has a 5% return each year and that the Fund's operating expenses remain the same. Although your actual costs may be higher or lower, based on these assumptions your costs would be:

	1 year	3 years	5 years	10 years
DEBIX	\$76	\$331	\$607	\$1,393
DEBTX	\$101	\$409	\$740	\$1,675

Portfolio Turnover

The Fund pays transaction costs, such as commissions, when it buys and sells securities (or "turns over" its portfolio). A higher portfolio turnover rate may indicate higher transaction costs and may result in higher taxes when shares are held in a taxable account. These costs, which are not reflected in Annual Fund Operating Expenses or in the Example of Expenses, affect the Fund's performance. During the most recent fiscal year ended December 31, 2024, the portfolio turnover rate was 111% of the average value of its portfolio.

Principal Investment Strategies

Under normal circumstances, the Fund invests at least 80% of the value of its net assets, plus the amount of any borrowings for investment purposes, in various credit-related instruments. "Credit-related instruments" are debt securities, instruments and obligations of U.S. and non-U.S. governments, non-governmental and corporate entities and issuers, and include (i) debt issued by or on behalf of states, territories, and possessions of the United States, (ii) U.S. and non-U.S. corporate bonds, notes and other debentures, (iii) securities issued or guaranteed by the U.S. government, its agencies, instrumentalities or sponsored entities, (iv) sovereign debt, including emerging markets debt (v) zero coupon securities, (vi) collateralized debt and loan obligations, (vii) senior secured floating rate and fixed rate loans or debt, (viii) second lien or other subordinated or unsecured floating rate and fixed rate loans or debt, and (ix) derivatives with similar economic characteristics. The Fund may invest up to 100% of its net assets in any one of the categories of instruments included in the preceding sentence. The Fund may invest its total assets, including borrowings for investment purposes and proceeds from short selling, if any, without restriction in debt securities of any maturity and credit quality, including securities that are rated at the time of investment below investment grade (that is, securities rated below the Baa3/BBB- categories by nationally recognized securities rating organizations or, if unrated, determined to be of comparable quality by Shelton), commonly referred to as "junk bonds."

The Fund is managed as a total return fund, employing a "credit long/short" investment strategy. Shelton makes assessments across the fixed income markets that include analyses of asset classes, economic sectors, individual credits, and security selection in order to identify undervalued securities and overlooked market opportunities, as well as to attempt to take advantage of certain arbitrage opportunities. The Fund's short positions may equal up to 100% of the Fund's net asset value. The Fund may take short positions in U.S. Treasuries, treasury futures, corporate bonds, credit default and/or interest rate swaps, exchange-traded funds ("ETFs"), non-U.S. bonds, equities and equity-related instruments, and options. The Fund's investment strategy involves active and frequent trading.

The Fund may also engage in borrowing for cash management purposes or for investment purposes, in order to increase its holdings of portfolio securities and/or to collateralize short sale positions. The Fund may use ETFs and derivatives, such as options, futures contracts, forward currency contracts and swap agreements (including, but not limited to, interest rate swaps, credit default swaps and total return swaps), both for hedging purposes and to seek investment returns consistent with the Fund's investment objective.

Principal Risks of Investing

Risk is inherent in all investing and you could lose money by investing in the Fund. A summary description of certain principal risks of investing in the Fund is set forth below. Before you decide whether to invest in the Fund, carefully consider these risk factors associated with investing in the Fund, which may cause investors to lose money. There can be no assurance that the Fund will achieve its investment objective.

Market Risk. Investment prices may increase or decrease, sometimes suddenly and unpredictably, due to general market conditions. The Fund invests in stock markets primarily outside the U.S. As with any investment whose performance is linked to these markets, the value of an investment in the Fund will change. During a declining stock market, investment in this Fund would lose money.

Interest Rate Risk. Generally fixed income securities decrease in value if interest rates rise and increase in value if interest rates fall, with longer-term securities being more sensitive than shorter-term securities. For example, the price of a security with a three-year duration would be expected to drop by approximately 3% in response to a 1% increase in interest rates. Generally, the longer the maturity and duration of a bond or fixed rate loan, the more sensitive it is to this risk. Falling interest rates also create the potential for a decline in the Fund's income. Changes in governmental policy, rising inflation rates, and general economic developments, among other factors, could cause interest rates to increase and could have a substantial and immediate effect on the values of the Fund's investments. These risks are greater during periods of rising inflation. In addition, a potential rise in interest rates may result in periods of volatility and increased redemptions that might require the Fund to liquidate portfolio securities at disadvantageous prices and times.

Fixed Income Securities Risk. The prices of fixed income securities respond to economic developments, particularly interest rate changes, as well as to changes in an issuer's credit rating or market perceptions about the creditworthiness of an issuer. Generally fixed income securities decrease in value if interest rates rise and increase in value if interest rates fall, and longer-term and lower rated securities are more volatile than shorter-term and higher rated securities.

Derivatives Risk. Derivatives include instruments and contracts that are based on and valued in relation to one or more underlying securities, financial benchmarks, indices, or other reference obligations or measures of value. Major types of derivatives include futures, options, swaps and forward contracts. Using derivatives can have a leveraging effect and increase fund volatility. Derivatives transactions can be highly illiquid and difficult to unwind or value, and changes in the value of a derivative held by the Fund may not correlate with the value of the underlying instrument or the Fund's other investments. Many of the risks applicable to trading the instruments underlying derivatives are also applicable to derivatives trading. However, additional risks are associated with derivatives trading that are possibly greater than the risks associated with investing directly in the underlying instruments. These additional risks include, but are not limited to, illiquidity risk, and counterparty credit risk. For derivatives that are required to be cleared by a regulated clearinghouse, other risks may arise from the Fund's relationship with a brokerage firm through which it submits derivatives trades for clearing, including in some cases from other clearing customers of the brokerage firm.

Credit Risk. If an issuer or guarantor of a debt security held by the Fund or a counterparty to a financial contract with the Fund defaults or is downgraded or is perceived to be less creditworthy, or if the value of the assets underlying a security declines, the value of the Fund's portfolio will typically decline. Subordinated securities are more likely to suffer a credit loss than non-subordinated securities of the same issuer and will be disproportionately affected by a default, downgrade or perceived decline in creditworthiness.

Prepayment or Call Risk. Many issuers have a right to prepay their securities. If interest rates fall, an issuer may exercise this right. If this happens, the Fund will be forced to reinvest prepayment proceeds at a time when yields on securities available in the market are lower than the yield on the prepaid security. The Fund may also lose any premium it paid on the security.

High Yield ("Junk") Bond Risk. High yield bonds are debt securities rated below investment grade (often called "junk bonds"). Junk bonds are speculative, involve greater risks of default, downgrade, or price declines and are more volatile and tend to be less liquid than investment-grade securities. Companies issuing high yield bonds are less financially strong, are more likely to encounter financial difficulties, and are more vulnerable to adverse market events and negative sentiments than companies with higher credit ratings.

Borrowing Risk. Borrowing may exaggerate changes in the net asset value of Fund shares and in the return on the Fund's portfolio. Borrowing will cost the Fund interest expense and other fees. The costs of borrowing may reduce the Fund's return. Borrowing may cause the Fund to liquidate positions when it may not be advantageous to do so to satisfy its obligations.

Collateralized Debt Obligations Risk. Collateralized debt obligations are subject to credit, interest rate, valuation, prepayment and extension risks. These securities also are subject to risk of default on the underlying asset, particularly during periods of economic downturn.

Currency Risk. The values of investments in securities denominated in foreign currencies increase or decrease as the rates of exchange between those currencies and the U.S. Dollar change. Currency conversion costs and currency fluctuations could erase investment gains or add to investment losses. Currency exchange rates can be volatile and are affected by factors such as general economic conditions, the actions of the U.S. and foreign governments or central banks, the imposition of currency controls, and speculation.

Extension Risk. If interest rates rise, repayments of fixed income securities may occur more slowly than anticipated by the market. This may drive the prices of these securities down because their interest rates are lower than the current interest rate and they remain outstanding longer.

Non-U.S. Investment Risk. Securities of non-U.S. issuers (including ADRs and other securities that represent interests in a non-U.S. issuer's securities) may be less liquid, more volatile, and harder to value than U.S. securities. Non-U.S. issuers may be subject to political, economic, or market instability, or unfavorable government action in their local jurisdictions or economic sanctions or other restrictions imposed by U.S. or foreign regulators. There may be less information publicly available about non-U.S. issuers and their securities and those issuers may be subject to lower levels of government regulation and oversight. These risks may be higher when investing in emerging market issuers. Certain of these elevated risks may also apply to securities of U.S. issuers with significant non-U.S. operations.

Foreign Sovereign Risk. Foreign governments rely on taxes and other revenue sources to pay interest and principal on their debt obligations. The payment of principal and interest on these obligations may be adversely affected by a variety of factors, including economic results within the foreign country, changes in interest and exchange rates, changes in debt ratings, changing political sentiments, legislation, policy changes, a limited tax base or limited revenue sources, natural disasters, or other economic or credit problems.

Leveraging Risk. Certain Fund transactions, including entering into futures contracts and taking short positions in financial instruments, may give rise to a form of leverage. Leverage can magnify the effects of changes in the value of the Fund's investments and make the Fund more volatile. Leverage creates a risk of loss of value on a larger pool of assets than the Fund would otherwise have had, potentially resulting in the loss of all assets. The Fund may also have to sell assets at inopportune times to satisfy its obligations in connection with such transactions.

Liquidity Risk. The Fund may not be able to sell some or all of the investments that it holds due to a lack of demand in the marketplace or other factors such as market turmoil, or if the Fund is forced to sell an illiquid asset to meet redemption requests or other cash needs it may only be able to sell those investments at a loss. In addition, the reduction in dealer market-making capacity in the fixed income markets that has occurred in recent years has the potential to decrease the liquidity of the Fund's investments. Illiquid assets may also be difficult to value.

Short Sales Risk. In connection with a short sale of a security or other instrument, the Fund is subject to the risk that instead of declining, the price of the security or other instrument sold short will rise. If the price of the security or other instrument sold short increases between the date of the short sale and the date on which the Fund replaces the security or other instrument borrowed to make the short sale, the Fund will experience a loss, which is theoretically unlimited since there is a theoretically unlimited potential for the market price of a security or other instrument sold short to increase. Shorting options or futures may have an imperfect correlation to the assets held by the Fund and may not adequately protect against losses in or may result in greater losses for the Fund's portfolio.

Consumer Sector Risk. The Fund may concentrate durable and non-durable sectors. Because of this, the Fund's performance may depend to a greater extent on the overall condition of the consumer sectors. Companies engaged in the consumer sector are subject to fluctuations in supply and demand. These companies may also be adversely affected by changes in consumer spending as a result of world events, political and economic conditions, supply chain disruptions, commodity price volatility, changes in exchange rates, imposition of import controls, increased competition, depletion of resources and labor relations.

Sector Concentration Risk. The Fund may concentrate its investments in companies that are in a single sector or related sector. Concentrating investments in a single sector may make the Fund more susceptible to adverse economic, business, regulatory or other developments affecting that sector. If an economic downturn occurs in a sector in which the Fund's investments are concentrated, the Fund may perform poorly during that period.

ETF Risk. Investing in an ETF will provide the Fund with exposure to the securities comprising the index on which the ETF is based and will expose the Fund to risks similar to those of investing directly in those securities. Shares of ETFs typically trade on securities exchanges and may at times trade at a premium or discount to their net asset values. In addition, an ETF may not replicate exactly the performance of the benchmark index it seeks to track for a number of reasons, including transaction costs incurred by the ETF, the temporary unavailability of certain index securities in the secondary market or discrepancies between the ETF and the index with respect to the weighting of securities or the number of securities held. Investing in ETFs, which are investment companies, involves duplication of advisory fees and certain other expenses. The Fund will pay brokerage commissions in connection with the purchase and sale of shares of ETFs.

Manager Risk. Shelton Capital Management's opinion about the intrinsic worth or creditworthiness of a company or security may be incorrect or the market may continue to undervalue the company or security. Shelton Capital Management may not make timely purchases or sales of securities for the Fund.

Portfolio Turnover Risk. The risk that high portfolio turnover is likely to lead to increased Fund expenses that may result in lower investment returns. High portfolio turnover also is likely to result in higher short-term capital gains taxable to shareholders.

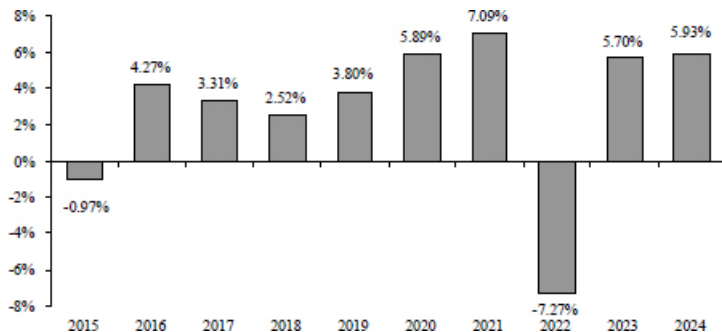
Cybersecurity Risk. Cybersecurity incidents may allow an unauthorized party to gain access to Fund assets, customer data (including private shareholder information), or proprietary information, or cause the Fund, the Advisor, and/or other service providers (including custodians, sub-custodians, transfer agents and financial intermediaries) to suffer data breaches, data corruption or loss of operational functionality. In an extreme case, a shareholder's ability to exchange or redeem Fund shares may be affected.

Recent Market Events Risk. U.S. and international markets have experienced and may continue to experience volatility in recent months and years due to a number of economic, political and global macro factors including uncertainty regarding inflation and central banks' interest rate increases, the possibility of a national or global recession, trade tensions, political events, the war between Russia and Ukraine, significant conflict between Israel and Hamas in the Middle East, and the impact of the coronavirus (COVID-19) global pandemic. As a result of continuing political tensions and armed conflicts, including the war between Ukraine and Russia, the U.S. and the European Union imposed sanctions on certain Russian individuals and companies, including certain financial institutions, and have limited certain exports and imports to and from Russia. The war has contributed to recent market volatility and may continue to do so. Continuing market volatility as a result of recent market conditions or other events may have an adverse effect on the performance of the Fund.

Bar Chart and Performance Table

The following bar chart and table are intended to help you understand the risks of investing in the Fund. The bar chart shows calendar year returns and the average annual total return table indicates risk by illustrating how much returns can differ from one year to the next and how fund performance compares with that of a broad-based securities market index. These figures assume that all distributions are reinvested. *The Fund's performance will fluctuate, and past performance (before and after taxes) is no guarantee of future results.* Updated performance information may be obtained on our website www.sheltoncap.com or by calling (800) 955-9988.

On June 21, 2019, the Cedar Ridge Unconstrained Credit Fund (the "Predecessor Fund") was reorganized into the Fund. All historic performance and financial information for prior to the reorganization is that of the Predecessor Fund, which was the accounting and performance survivor of the reorganization. Historic information for periods prior to the reorganization for the Institutional Class and Investor Classes shares is based on that of the Institutional and Investor Class shares, respectively, of the Predecessor Fund.



Best Quarter: 10.30% (Q2, 2020)

Worst Quarter: -14.18% (Q1, 2020)

Date of inception: 12/12/2013

The returns above are for the Institutional share class of the Fund. The Investor shares would have substantially similar annual returns to the Institutional share class because the classes are invested in the same portfolio securities. The Investor share class's returns will be lower over the long-term when compared to the Institutional share class's returns to the extent that the Institutional share class has lower expenses.

After-tax returns are calculated using the historical highest individual federal marginal income tax rates and do not reflect the impact of state and local taxes. Actual after-tax returns depend on the investor's tax situation and may differ from those shown, and the after-tax returns shown are not relevant to investors who hold their Fund shares through tax-advantaged arrangements such as 401(k) plans or individual retirement accounts.

Average Annual Return (for the period ended 12/31/24)

Shelton Tactical Credit Fund	1 year	5 year	10 year
<u>Institutional Shares: DEBIX</u>			
Return Before Taxes	5.93%	3.32%	2.94%
Return After Taxes on Distributions	3.90%	1.75%	1.55%
Return After Taxes on Distributions and Sale of Fund Shares	3.73%	1.92%	1.69%
<u>Investor Shares: DEBTX</u>			
Return Before Taxes	5.67%	3.09%	2.69%
Bloomberg U.S. Aggregate Bond Index	1.25%	-0.33%	1.35%

It is not possible for individuals to invest directly in an index. Performance figures for an index do not reflect deductions for sales charges, commissions, expenses or taxes.

Fund Management

Shelton Capital Management serves as the investment advisor to the Fund. The portfolio has been team managed since inception. The current team is comprised of Peter Higgins, who has served as the lead portfolio manager since October 2022, Jeff Rosenkranz who has served on the team since the Fund's inception in December 2013, and Mr. Mock, who has served on the team since March of 2017.

Other Important Information about Fund Shares

For important information about purchase and sale of Fund shares, tax information, and payments to financial intermediaries please turn to the "Summary of Other Important Information About Fund Shares" section on page 15 of this Prospectus.

SHELTON INTERNATIONAL SELECT EQUITY FUND Ticker Symbols: SISEX and SISLX

Investment Objective

The Fund seeks to achieve long-term capital appreciation.

Fees and Expenses of the Fund

This table describes the fees and expenses that you may pay when you buy, hold and sell shares of the Fund. The table and example do not reflect any transaction fees that may be charged by financial intermediaries or commissions that a shareholder may be required to pay directly to its financial intermediary when buying or selling shares.

Annual Operating Expenses

(expenses that you pay each year as a percentage of the value of your investment)

	SISEX	SISLX
Management Fees	0.74%	0.74%
Distribution (12b-1) Fees	none	0.25%
Total Other Expenses	0.52%	0.51%
Other Expenses	0.52%	0.51%
Shareholder Service Fees	none	none
Total Annual Fund Operating Expenses	1.26%	1.50%
Expense Reimbursement ⁽¹⁾	(0.27)%	(0.26)%
Total Annual Fund Operating Expenses After Expense Reimbursement	0.99%	1.24%

- (1) The Fund's Advisor, Shelton Capital Management (the "Advisor"), has contractually agreed to reimburse expenses incurred by the Fund to the extent that total annual fund operating expenses (excluding acquired fund fees and expenses, certain compliance costs, interest and broker expenses relating to investment strategies (including commissions, mark-ups and mark-downs), leverage interest, other transactional expenses, annual account fees for margin accounts, taxes (such as income and foreign withholding taxes, stamp duty and deferred tax expenses), and extraordinary expenses such as litigation or merger and reorganization expenses, for example) exceed 0.98% and 1.23% for the Institutional and Investor class shares, respectively, until May 1, 2026. This agreement may only be terminated or modified in respect of the Funds with the approval of the Board of Trustees. The Advisor will be permitted to recapture, on a class-by-class basis, expenses it has reimbursed through this letter agreement to the extent that a Fund's expenses in later periods fall below the annual rates set forth in this letter agreement; provided, however, that such recapture payments do not cause the Fund's expense ratio (after recapture) to exceed the lesser of (i) the expense cap in effect at the time of the waiver and (ii) the expense cap in effect at the time of the recapture. Notwithstanding the foregoing, the Fund will not pay any such fees and expenses more than three years after the date on which the fees or expenses were deferred. Any such reimbursement is subject to the review and approval of the Board of Trustees.

Example of Expenses

This example is intended to help you compare the cost of investing in the Fund with the cost of investing in other mutual funds.

The example assumes that you invest \$10,000 in the Fund for the time periods indicated and then redeem all of your shares at the end of those periods. This example also assumes that your investment has a 5% return each year and that the Fund's operating expenses remain the same. Although your actual costs may be higher or lower, based on these assumptions your costs would be:

	1 year	3 years	5 years	10 years
SISEX	\$101	\$373	\$666	\$1,499
SISLX	\$126	\$449	\$794	\$1,768

Portfolio Turnover

The Fund pays transaction costs, such as commissions, when it buys and sells securities (or "turns over" its portfolio). A higher portfolio turnover rate may indicate higher transaction costs and may result in higher taxes when Fund shares are held in a taxable account. These costs, which are not reflected in annual fund operating expenses or in the Example, affect the Fund's performance. During the most recent fiscal year ended December 31, 2024, the Fund's portfolio turnover rate was 56% of the average value of its portfolio.

Principal Investment Strategies

The Fund primarily invests, under normal market conditions, at least 80% of the Fund's net assets (plus borrowings for investment purposes) in a combination of equity securities of foreign (i.e., non-U.S.) companies with a suitable potential for earnings growth. The Fund invests its assets in equity securities of non-U.S. companies located in countries with developed markets but may also invest in companies domiciled in emerging markets.

Under normal market conditions, the Fund seeks to achieve its investment objective by investing in a universe of stocks listed within the MSCI ACWI ex USA index, as well as those in other developed, emerging, and frontier markets with a market capitalization of \$2.5 billion or higher. The Advisor anticipates that the percentage of the Fund's investable universe not included in the MSCI ACWI ex USA index will be approximately 20%. The Fund ordinarily invests in no fewer than three different countries outside the U.S. The Fund may invest a lesser amount of its assets in securities of non-U.S. companies when market conditions are not deemed favorable, in which case the Fund would invest at least 30% of its net assets, plus any borrowings for investment purposes, in securities of non-U.S. companies.

The Fund's investments in equity securities may include common and preferred stock, convertible preferred stock, warrants and rights. Additionally, in unusual or extreme market conditions, the manager may choose to hedge general market exposures. This may be done primarily with the use of certain ETF's that create either long or short exposure to the desired market segment.

The Fund's investments are based on a principles-based investment philosophy, and the Fund seeks to invest in businesses it believes are overall beneficial to society, and in the first instance considers potential investments on that basis. Our criteria for such businesses are that they offer products and services that improve the lives of their customers, and of people in the communities in which they operate, and to exhibit responsible management practices. These practices may include dealings with customers, suppliers, employees, and the environment. Additionally, special care is taken when investing in companies in countries that have controversial governments and may involve the avoidance of some industries in certain countries or some countries altogether. There is no guarantee that the investment team will be able to successfully screen out all companies that are inconsistent with its ethical standards.

With this perspective in mind, we apply a three-stage investment process to construct a portfolio with consistent returns with an appropriate level of risk.

Classification: The team classifies companies in our investment universe according to different characteristics: what industry they belong to, where they are in their life-cycle, and what part of the world they are from. This classification guides the analysis of each company, focusing on the aspects of a company most relevant to future performance

Analysis: With these qualities in mind the team uses data science and machine learning to conduct a deeper dive into each candidate firm to determine the investment merit, suitability for the portfolio, and pertinent risk factors.

Portfolio Construction: We view the portfolio as a whole, adjusting, including or excluding positions in order to provide the greatest exposure to stocks with sustainable performance, while minimizing exposure to systematic risks such as interest rates, currency rate volatility, or the economic cycle.

The Fund may invest in equity index futures contracts when holding cash or cash equivalents to keep the Fund more fully exposed to the equity markets.

Principal Risks of Investing

You could lose money by investing in the Fund, and the Fund could underperform other investments. You should expect the Fund's share price and total return to fluctuate within a wide range. The Fund's performance could be hurt by:

Non-U.S. Investment Risk. Securities of non-U.S. issuers (including ADRs and other securities that represent interests in a non-U.S. issuer's securities) may be less liquid, more volatile, and harder to value than U.S. securities. Non-U.S. issuers may be subject to political, economic, or market instability, or unfavorable government action in their local jurisdictions or economic sanctions or other restrictions imposed by U.S. or foreign regulators. There may be less information publicly available about non-U.S. issuers and their securities and those issuers may be subject to lower levels of government regulation and oversight. These risks may be higher when investing in emerging market issuers. Certain of these elevated risks may also apply to securities of U.S. issuers with significant non-U.S. operations.

Market Risk. Investment prices may increase or decrease, sometimes suddenly and unpredictably, due to general market conditions. The Fund invests in stock markets primarily outside the U.S. As with any investment whose performance is linked to these markets, the value of an investment in the Fund will change. During a declining stock market, investment in this Fund would lose money.

Economic and Political Risks. These effects may be short-term by causing a change in the global markets that is corrected in a year or less, or they may have long-term impacts which may cause changes in the markets that may last for many years. In any given country, some factors may affect changes in one sector of the economy or one stock, but don't have an impact on the overall market. The particular sector of the economy or the individual stock may be affected for a short or long-term.

Emerging Markets Risk. Emerging market securities may present issuer, market, currency, liquidity, volatility, valuation, legal, political, and other risks different from, and potentially greater than, the risks of investing in securities of issuers in more developed market.

Equity Risk. Equity securities can be volatile and may decline in value because of changes in the actual or perceived financial condition of their issuers or other events affecting their issuers. The Fund's target index may, at times, become focused in stocks of a particular sector, category or group of companies, which could cause Fund to underperform the overall stock market.

Non-U.S. Currency Risk. Non-U.S. currencies may decline relative to the U.S. dollar, which reduces the unhedged value of securities denominated in or otherwise exposed to those currencies. Shelton Capital Management may not be able to determine accurately the extent to which a security or its issuer is exposed to currency risk.

Valuation Risk. The risk that the Fund has valued certain of its securities at a higher price than it can sell them. Some or all of the securities held by the Fund may be valued using "fair value" techniques, rather than market quotations. Security values may differ depending on the methodology used to determine their values, and may differ from the last quoted sales or closing prices.

MidCap Stock Risk. The risk that stocks of relatively smaller capitalization within the midcap range of companies may be subject to more abrupt or erratic market movements than stocks of larger, more established companies. Relatively smaller capitalization companies may have limited product lines or financial resources, or may be dependent upon a small or inexperienced management group, and their securities may trade less frequently and in lower volume than the securities of larger companies, which could lead to higher transaction costs. Generally, the smaller the company size, the greater the risk.

SmallCap Stock Risk. The risk that stocks of smaller capitalization companies may be subject to more abrupt or erratic market movements than stocks of larger, more established companies. Small capitalization companies may have limited product lines or financial resources, or may be dependent upon a small or inexperienced management group, and their securities may trade less frequently and in lower volume than the securities of larger companies, which could lead to higher transaction costs. Generally, the smaller the company size, the greater the risk.

ETF Risk. In unusual or extreme market conditions, the manager may choose to hedge general market exposures. This may be done primarily with the use of certain ETF's that create either long or short exposure to the desired market segment. Investing in an ETF will provide the Fund with exposure to the securities comprising the index on which the ETF is based and will expose the Fund to risks similar to those of investing directly in those securities. Shares of ETFs typically trade on securities exchanges and may at times trade at a premium or discount to their net asset values. In addition, an ETF may not replicate exactly the performance of the benchmark index it seeks to track for a number of reasons, including transaction costs incurred by the ETF, the temporary unavailability of certain index securities in the secondary market or discrepancies between the ETF and the index with respect to the weighting of securities or the number of securities held. Investing in ETFs, which are investment companies, involves duplication of advisory fees and certain other expenses. The Fund will pay brokerage commissions in connection with the purchase and sale of shares of ETFs.

Ethical Investment Risk. In avoiding investments that are inconsistent with the Fund's principles based screening approach, which may preclude an otherwise attractive investment opportunity, the Fund may not achieve the same level of performance as it would have without the application of the screening process.

Derivatives Risk. Investing with derivatives, such as equity index futures, or other futures contracts involves risks additional to and possibly greater than those associated with investing directly in securities. The value of a derivative may not correlate to the value of the underlying instrument to the extent expected. Derivative transactions may be volatile, and can create leverage, which could cause the Fund to lose more than the amount of assets initially contributed to the transaction, if any. The Fund may not be able to close a derivatives position at an advantageous time or price. For over-the-counter derivatives transactions, the counterparty may be unable or unwilling to make required payments and deliveries, especially during times of financial market distress. Changes in regulation relating to a mutual fund's use of derivatives and related instruments may make derivatives more costly, limit the availability of derivatives, or otherwise adversely affect the value or performance of derivatives and the Fund.

Manager Risk. Shelton Capital Management's opinion about the intrinsic worth or creditworthiness of a company or security may be incorrect or the market may continue to undervalue the company or security. Shelton may not make timely purchases or sales of securities for the Fund.

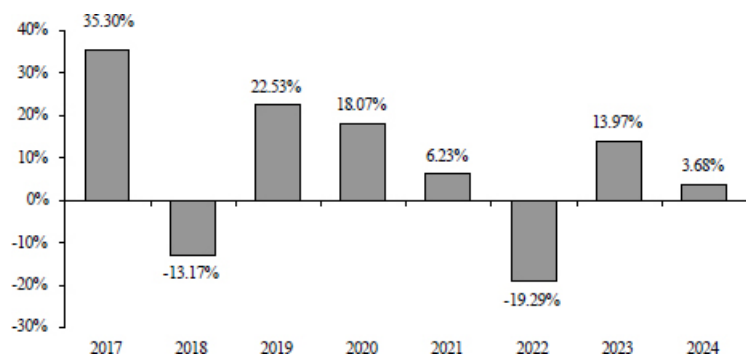
Cybersecurity Risk. Cybersecurity incidents may allow an unauthorized party to gain access to Fund assets, customer data (including private shareholder information), or proprietary information, or cause the Fund, the Advisor, and/or other service providers (including custodians, sub-custodians, transfer agents and financial intermediaries) to suffer data breaches, data corruption or loss of operational functionality. In an extreme case, a shareholder's ability to exchange or redeem Fund shares may be affected.

Recent Market Events Risk. U.S. and international markets have experienced and may continue to experience volatility in recent months and years due to a number of economic, political and global macro factors including uncertainty regarding inflation and central banks' interest rate increases, the possibility of a national or global recession, trade tensions, political events, the war between Russia and Ukraine, significant conflict between Israel and Hamas in the Middle East, and the impact of the coronavirus (COVID-19) global pandemic. As a result of continuing political tensions and armed conflicts, including the war between Ukraine and Russia, the U.S. and the European Union imposed sanctions on certain Russian individuals and companies, including certain financial institutions, and have limited certain exports and imports to and from Russia. The war has contributed to recent market volatility and may continue to do so. Continuing market volatility as a result of recent market conditions or other events may have an adverse effect on the performance of the Fund.

Bar Chart and Performance Table

The following bar chart and table are intended to help you understand the risks of investing in the Fund. The bar chart shows calendar year returns and the average annual total return table indicates risk by illustrating how much returns can differ from one year to the next and how fund performance compares with that of a broad-based securities market index. These figures assume that all distributions are reinvested. *The Fund's performance will fluctuate, and past performance (before and after taxes) is no guarantee of future results.* Updated performance information may be obtained on our website www.sheltoncap.com or by calling (800) 955-9988.

On July 28, 2017, the Shelton International Select Equity Fund (the "Predecessor Fund") was reorganized into the Fund. All historic performance and financial information for prior to the reorganization is that of the Predecessor Fund, which was the accounting and performance survivor of the reorganization. Historic information for periods prior to the reorganization for the Institutional Class and Investor Classes shares is based on that of the Class I shares and Class A shares, respectively, of the Predecessor Fund.



Best Quarter: 17.55% (Q2, 2020)
Worst Quarter: -19.21% (Q1, 2020)

Date of inception: 07/18/2016

The returns above are for the Institutional share class of the Fund. The Investor shares would have substantially similar annual returns to the Institutional share class because the classes are invested in the same portfolio securities. The Investor share class's returns will be lower over the long-term when compared to the Institutional share class's returns to the extent that the Institutional share class has lower expenses.

After-tax returns are calculated using the historical highest individual federal marginal income tax rates and do not reflect the impact of state and local taxes. Actual after-tax returns depend on the investor's tax situation and may differ from those shown, and the after-tax returns shown are not relevant to investors who hold their Fund shares through tax-advantaged arrangements such as 401(k) plans or individual retirement accounts.

Average Annual Return (for the period ended 12/31/24)

Shelton International Select Equity Fund

Institutional Shares: SISEX

	1 year	5 year	Period from Inception *
Return Before Taxes	3.68%	3.65%	6.67%
Return After Taxes on Distributions	2.30%	2.72%	5.79%
Return After Taxes on Distributions and Sale of Fund Shares	2.32%	2.50%	5.09%

Investor Shares: SISLX

Return Before Taxes	3.45%	3.37%	6.40%
MSCI ACWI Ex USA Index ⁽¹⁾	5.53%	4.10%	6.16%

* Inception date: 07/18/2016

It is not possible for individuals to invest directly in an index. Performance figures for an index do not reflect deductions for sales charges, commissions, expenses or taxes.

- (1) The MSCI ACWI Ex USA Index is a free float-adjusted market capitalization index that is designed to measure developed and developing market equity performance, excluding the U.S. MSCI, Inc. publishes two versions of this Index reflecting the reinvestment of dividends using two different methodologies: gross dividends and net dividends. While both versions reflect reinvested dividends, they differ with respect to the manner in which taxes associated with dividend payments are treated. In calculating the gross dividends version, MSCI reinvests as much as possible of a company's dividend distributions. The reinvested amount is equal to the total dividend amount distributed to persons residing in the country of the dividend-paying company. Gross total return indexes do not, however, include any tax credits. In calculating the net dividends version, MSCI incorporates reinvested dividends applying the withholding tax rate applicable to foreign non-resident institutional investors that do not benefit from double taxation treaties.

Fund Management

Shelton Capital Management serves as the investment advisor to the Fund. Mr. Derek Izuel and Mr. Justin Sheetz have served as portfolio managers of the Fund since January 2022.

Other Important Information about Fund Shares

For important information about purchase and sale of Fund shares, tax information, and payments to financial intermediaries please turn to the “Summary of Other Important Information About Fund Shares” section on page 15 of this Prospectus.

SHELTON EMERGING MARKETS FUND Ticker Symbols: EMSQX, EMSLX

Investment Objective

The Fund seeks to achieve long-term capital appreciation.

Fees and Expenses of the Fund

This table describes the fees and expenses that you may pay when you buy, hold and sell shares of the Fund. The table and example do not reflect any transaction fees that may be charged by financial intermediaries or commissions that a shareholder may be required to pay directly to its financial intermediary when buying or selling shares.

Annual Operating Expenses

(expenses that you pay each year as a percentage of the value of your investment)

	EMSQX	EMSLX
Management Fees	1.00%	1.00%
Distribution (12b-1) Fees	none	0.25%
Total Other Expenses	0.77%	0.77%
Other Expenses	0.77%	0.77%
Shareholder Service Fees	none	none
Total Annual Fund Operating Expenses	1.77%	2.02%
Expense Reimbursement ⁽¹⁾	(0.79)%	(0.79)%
Total Annual Fund Operating Expenses After Expense Reimbursement	0.98%	1.23%

- (1) The Fund’s Advisor, Shelton Capital Management (the “Advisor”), has contractually agreed to reimburse expenses incurred by the Fund to the extent that total annual fund operating expenses (excluding acquired fund fees and expenses, certain compliance costs, interest and broker expenses relating to investment strategies (including commissions, mark-ups and mark-downs), leverage interest, other transactional expenses, annual account fees for margin accounts, taxes (such as income and foreign withholding taxes, stamp duty and deferred tax expenses), and extraordinary expenses such as litigation or merger and reorganization expenses, for example) exceed 0.97% and 1.22% for the Institutional and Investor class shares, respectively, until May 1, 2026. This agreement may only be terminated or modified in respect of the Funds with the approval of the Board of Trustees. The Advisor will be permitted to recapture, on a class-by-class basis, expenses it has reimbursed through this letter agreement to the extent that a Fund’s expenses in later periods fall below the annual rates set forth in this letter agreement; provided, however, that such recapture payments do not cause the Fund’s expense ratio (after recapture) to exceed the lesser of (i) the expense cap in effect at the time of the waiver and (ii) the expense cap in effect at the time of the recapture. Notwithstanding the foregoing, the Fund will not pay any such fees and expenses more than three years after the date on which the fees or expenses were deferred. Any such reimbursement is subject to the review and approval of the Board of Trustees.

Example of Expenses

This example is intended to help you compare the cost of investing in the Fund with the cost of investing in other mutual funds.

The example assumes that you invest \$10,000 in the Fund for the time periods indicated and then redeem all of your shares at the end of those periods. This example also assumes that your investment has a 5% return each year and that the Fund’s operating expenses remain the same. Although your actual costs may be higher or lower, based on these assumptions your costs would be:

	1 year	3 years	5 years	10 years
EMSQX	\$100	\$480	\$885	\$2,019
EMSLX	\$125	\$557	\$1,015	\$2,285

Portfolio Turnover

The Fund pays transaction costs, such as commissions, when it buys and sells securities (or “turns over” its portfolio). A higher portfolio turnover rate may indicate higher transaction costs and may result in higher taxes when Fund shares are held in a taxable account. These costs, which are not reflected in annual fund operating expenses or in the Example, affect the Fund’s performance. During the most recent fiscal year ended December 31, 2024, the Fund’s portfolio turnover rate was 78% of the average value of its portfolio.

Principal Investment Strategies

The Fund primarily invests, under normal market conditions, at least 80% of the Fund’s net assets (plus borrowings for investment purposes) in a combination of equity securities of foreign (i.e., non-U.S.) companies in “Emerging Markets” with a suitable potential for earnings growth. “Emerging markets” for this purpose are markets included in MSCI Emerging Markets Index (the “Index”). The Fund invests its assets in equity securities of non-U.S. companies located in countries with emerging markets but may also invest in companies domiciled in developed markets.

Under normal market conditions, the Fund seeks to achieve its investment objective by investing primarily in a universe of stocks listed within the MSCI Emerging Markets Index. In determining whether an issuer not included in the Index is within the geographies represented as emerging markets by the Index, the Advisor may consider the domicile determination of a leading provider of global indexes, such as Morgan Stanley Capital International, and may also take into account such factors as where the company's securities are listed and where the company is legally organized, maintains principal corporate offices, conducts its principal operations and/or generates revenues. The Fund will normally invest in the securities of approximately 30 to 50 issuers.

The Fund's investments in equity securities may include common and preferred stock, convertible preferred stock, warrants and rights. Additionally, in unusual or extreme market conditions, the manager may choose to hedge general market exposures. This may be done primarily with the use of certain ETF's that create either long or short exposure to the desired market segment.

The Fund's investments are based on a principles-based investment philosophy, and the Fund seeks to invest in businesses it believes are overall beneficial to society, and in the first instance considers potential investments on that basis. Our criteria for such businesses are that they offer products and services that improve the lives of their customers, and of people in the communities in which they operate, and to exhibit responsible management practices. These practices may include dealings with customers, suppliers, employees, and the environment. Additionally, special care is taken when investing in companies in countries that have controversial governments and may involve the avoidance of some industries in certain countries or some countries altogether. There is no guarantee that the investment team will be able to successfully screen out all companies that are inconsistent with its ethical standards.

With this perspective in mind, we apply a three-stage investment process to construct a portfolio with consistent returns with an appropriate level of risk.

Classification: The team classifies companies in our investment universe according to different characteristics: what industry they belong to, where they are in their life-cycle, and what part of the world they are from. This classification guides the analysis of each company, focusing on the aspects of a company most relevant to future performance.

Analysis: With these qualities in mind the team uses data science and machine learning to conduct a deeper dive into each candidate firm to determine the investment merit, suitability for the portfolio, and pertinent risk factors.

Portfolio Construction: We view the portfolio as a whole, adjusting, including or excluding positions in order to provide the greatest exposure to stocks with sustainable performance, while minimizing exposure to systematic risks such as interest rates, currency rate volatility, or the economic cycle.

The Fund may invest in equity index futures contracts when holding cash or cash equivalents to keep the Fund more fully exposed to the equity markets.

The Fund may engage in frequent and active trading of securities as a part of its principal investment strategy. The Advisor will sell or reallocate a Fund's securities if the Advisor believes the issuer of such securities no longer meets certain growth criteria, if certain political and economic events occur, or if it believes that more attractive opportunities are available. The team strives to preserve capital as part of its investment process.

Principal Risks of Investing

You could lose money by investing in the Fund, and the Fund could underperform other investments. You should expect the Fund's share price and total return to fluctuate within a wide range. The Fund's performance could be hurt by:

Emerging Markets Risk. Emerging market securities may present issuer, market, currency, liquidity, volatility, valuation, legal, political, and other risks different from, and potentially greater than, the risks of investing in securities of issuers in more developed markets. Emerging markets may have less established legal and accounting systems than those in more developed markets. Governments in emerging markets may be less stable and more likely to take extra-legal action with respect to companies, industries, assets, or foreign ownership than those in more developed markets. The economies of emerging markets may be dependent on relatively few industries and thus affected more severely by local or global changes. Emerging market securities may also be more volatile, more difficult to value, and have lower overall liquidity than securities economically tied to U.S. or developed non-U.S. issuer.

Non-U.S. Investment Risk. Securities of non-U.S. issuers (including American depository receipts ("ADRs") and other securities that represent interests in a non-U.S. issuer's securities) may be less liquid, more volatile, and harder to value than U.S. securities. Non-U.S. issuers may be subject to political, economic, or market instability, or unfavorable government action in their local jurisdictions or economic sanctions or other restrictions imposed by U.S. or foreign regulators. There may be less information publicly available about non-U.S. issuers and their securities and those issuers may be subject to lower levels of government regulation and oversight. These risks may be higher when investing in emerging market issuers. Certain of these elevated risks may also apply to securities of U.S. issuers with significant non-U.S. operations.

Economic and Political Risks. These effects may be short-term by causing a change in the global markets that is corrected in a year or less, or they may have long-term impacts which may cause changes in the markets that may last for many years. In any given country, some factors may affect changes in one sector of the economy or one stock, but don't have an impact on the overall market. The particular sector of the economy or the individual stock may be affected for a short or long-term.

Non-U.S. Currency Risk. Non-U.S. currencies may decline relative to the U.S. dollar, which reduces the unhedged value of securities denominated in or otherwise exposed to those currencies. Shelton Capital Management may not be able to determine accurately the extent to which a security or its issuer is exposed to currency risk.

Equity Risk. The market price of a security or instrument may decline, sometimes rapidly or unpredictably, due to general market conditions that are not specifically related to a particular company, such as real or perceived adverse economic or political conditions throughout the world, national or international political events, natural disasters, the spread of infectious illness or other public health issue, changes in the general outlook for corporate earnings, changes in interest or currency rates or adverse investor sentiment generally.

Market Risk. Investment prices may increase or decrease, sometimes suddenly and unpredictably, due to general market conditions. The Fund invests in stock markets primarily outside the U.S. As with any investment whose performance is linked to these markets, the value of an investment in the Fund will change. During a declining stock market, investment in this Fund would lose money.

MidCap Stock Risk. The risk that stocks of relatively smaller capitalization within the midcap range of companies may be subject to more abrupt or erratic market movements than stocks of larger, more established companies. Relatively smaller capitalization companies may have limited product lines or financial resources or may be dependent upon a small or inexperienced management group, and their securities may trade less frequently and in lower volume than the securities of larger companies, which could lead to higher transaction costs. Generally, the smaller the company size, the greater the risk.

SmallCap Stock Risk. The risk that stocks of smaller capitalization companies may be subject to more abrupt or erratic market movements than stocks of larger, more established companies. Small capitalization companies may have limited product lines or financial resources or may be dependent upon a small or inexperienced management group, and their securities may trade less frequently and in lower volume than the securities of larger companies, which could lead to higher transaction costs. Generally, the smaller the company size, the greater the risk.

Technology Sector Risk. The Fund may invest some of its assets in the Information Technology sector, which may cause the Fund's performance to be susceptible to the economic, business or other developments that affect the Information Technology sector. The Fund is subject to the risk that securities within the sector will underperform the market as a whole due to legislative or regulatory changes, adverse market conditions and/or increased competition affecting the Information Technology sector. The prices of the securities of companies operating in the Information Technology Sector are closely tied to market competition and may also demonstrate increased sensitivity to short product cycles and aggressive pricing, and problems with bringing products to market. Information technology companies are also heavily dependent on intellectual property rights and may be adversely affected by the loss or impairment of, or inability to enforce, those rights.

Valuation Risk. The risk that the Fund has valued certain of its securities at a higher price than it can sell them. Some or all of the securities held by the Fund may be valued using "fair value" techniques, rather than market quotations. Security values may differ depending on the methodology used to determine their values and may differ from the last quoted sales or closing prices.

Ethical Investment Risk. In avoiding investments that are inconsistent with the Fund's principles based screening approach, which may preclude an otherwise attractive investment opportunity, the Fund may not achieve the same level of performance as it would have without the application of the screening process.

Manager Risk. Shelton Capital Management's opinion about the intrinsic worth or creditworthiness of a company or security may be incorrect or the market may continue to undervalue the company or security. Shelton Capital Management may not make timely purchases or sales of securities for the Fund.

Derivatives Risk. Investing with derivatives, such as equity index futures, or other futures contracts involves risks additional to and possibly greater than those associated with investing directly in securities. The value of a derivative may not correlate to the value of the underlying instrument to the extent expected. Derivative transactions may be volatile, and can create leverage, which could cause the Fund to lose more than the amount of assets initially contributed to the transaction, if any. The Fund may not be able to close a derivatives position at an advantageous time or price. For over-the-counter derivatives transactions, the counterparty may be unable or unwilling to make required payments and deliveries, especially during times of financial market distress. Changes in regulation relating to a mutual fund's use of derivatives and related instruments may make derivatives more costly, limit the availability of derivatives, or otherwise adversely affect the value or performance of derivatives and the Fund.

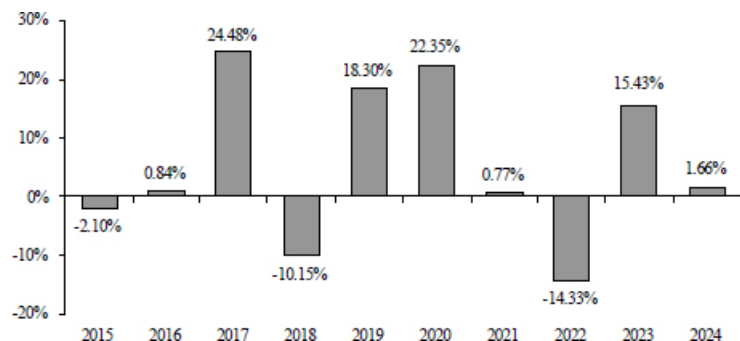
Cybersecurity Risk. Cybersecurity incidents may allow an unauthorized party to gain access to Fund assets, customer data (including private shareholder information), or proprietary information, or cause the Fund, the Advisor, and/or other service providers (including custodians, sub-custodians, transfer agents and financial intermediaries) to suffer data breaches, data corruption or loss of operational functionality. In an extreme case, a shareholder’s ability to exchange or redeem Fund shares may be affected.

Recent Market Events Risk. U.S. and international markets have experienced and may continue to experience volatility in recent months and years due to a number of economic, political and global macro factors including uncertainty regarding inflation and central banks’ interest rate increases, the possibility of a national or global recession, trade tensions, political events, the war between Russia and Ukraine, significant conflict between Israel and Hamas in the Middle East, and the impact of the coronavirus (COVID-19) global pandemic. As a result of continuing political tensions and armed conflicts, including the war between Ukraine and Russia, the U.S. and the European Union imposed sanctions on certain Russian individuals and companies, including certain financial institutions, and have limited certain exports and imports to and from Russia. The war has contributed to recent market volatility and may continue to do so. Continuing market volatility as a result of recent market conditions or other events may have an adverse effect on the performance of the Fund.

Bar Chart and Performance Table

The following bar chart and table are intended to help you understand the risks of investing in the Fund. The bar chart shows calendar year returns and the average annual total return table indicates risk by illustrating how much returns can differ from one year to the next and how fund performance compares with that of a broad-based securities market index. These figures assume that all distributions are reinvested. *The Fund’s performance will fluctuate, and past performance (before and after taxes) is no guarantee of future results.* Updated performance information may be obtained on our website www.sheltoncap.com or by calling (800) 955-9988.

The Shelton Emerging Markets Fund of SCM Trust is the successor fund to the ICON Emerging Markets Fund (the “Predecessor Fund”), which was reorganized into the Shelton Emerging Markets Fund June 26, 2020. All historic performance and financial information for prior to the Reorganization is that of the Predecessor Fund, which was the accounting and performance survivor of the reorganization. Historic information for prior to the Reorganization for the Institutional Class and Investor Class shares is based on that of the Class S and Class A shares, respectively, of the Predecessor Fund.



Best Quarter: 31.29% (Q4, 2020)
Worst Quarter: -28.27% (Q1, 2020)
Date of inception: 2/25/1997

The returns above are for the Institutional share class of the Fund. The Investor shares would have substantially similar annual returns to the Institutional share class because the classes are invested in the same portfolio securities. The Investor share class's returns will be lower over the long-term when compared to the Institutional share class's returns to the extent that the Institutional share class has lower expenses.

After-tax returns are calculated using the historical highest individual federal marginal income tax rates and do not reflect the impact of state and local taxes. Actual after-tax returns depend on the investor's tax situation and may differ from those shown, and the after-tax returns shown are not relevant to investors who hold their Fund shares through tax-advantaged arrangements such as 401(k) plans or individual retirement accounts.

Average Annual Return (for the period ended 12/31/24)

Shelton Emerging Markets Fund

Institutional Shares: EMSQX

	1 year	5 year	10 year
Return Before Taxes	1.66%	4.39%	4.94%
Return After Taxes on Distributions	-0.49%	3.22%	4.21%
Return After Taxes on Distributions and Sale of Fund Shares	1.04%	3.16%	3.85%

Investor Shares: EMSLX

Return Before Taxes	1.41%	4.13%	4.68%
MSCI Emerging Markets Index	7.50%	1.70%	3.63%

It is not possible for individuals to invest directly in an index. Performance figures for an index do not reflect deductions for sales charges, commissions, expenses or taxes.

Fund Management

Shelton Capital Management serves as the investment advisor to the Fund. Mr. Derek Izuel and Mr. Justin Sheetz have served as portfolio managers of the Fund since January 2022.

Other Important Information about Fund Shares

For important information about purchase and sale of Fund shares, tax information, and payments to financial intermediaries please turn to the "Summary of Other Important Information About Fund Shares" section below.

Summary of Other Important Information About Fund Shares

Purchase and Sale of Fund Shares

For Investor Class shares, the minimum initial investment is \$1,000 (\$500 if you begin an Automatic Investment Plan). The minimum additional investment is \$1,000 (\$500 for Automatic Investment Plan).

For Institutional Class shares, the minimum initial investment is \$500,000. The minimum additional investment is \$2,500.

You may purchase or redeem shares of the Funds on any business day by telephone at (800) 955-9988, or by mail SCM Trust, P.O. Box 87, Denver, CO 80201-0087.

Tax Information. For U.S. federal income tax purposes, a Fund's distributions may be taxable as ordinary income, capital gains, qualified dividend income or section 199A dividends, except when your investment is in an IRA, 401(k) or other tax-advantaged investment plan. Withdrawals from such a tax-advantaged investment plan are subject to special tax rules. Certain distributions from the Tactical Credit Fund may qualify as exempt-interest dividends.

Financial Intermediary Compensation

If you purchase the Funds through a broker-dealer or other financial intermediary (such as a bank), the Fund and its related companies may pay the intermediary for the sale of Fund shares and related services. These payments may create a conflict of interest by influencing the broker-dealer or other intermediary and your salesperson to recommend the Fund over another investment. Ask your salesperson or visit your financial intermediary's website for more information.

Investment Objectives and Principal Strategies

Shelton Tactical Credit Fund – Under normal circumstances, the Fund invests at least 80% of the value of its net assets, plus the amount of any borrowings for investment purposes, in various credit-related instruments. "Credit-related instruments" are debt securities, instruments and obligations of U.S. and non-U.S. governments, non-governmental and corporate entities and issuers, and include (i) debt issued by or on behalf of states, territories, and possessions of the United States, (ii) U.S. and non-U.S. corporate bonds, notes and other debentures, (iii) securities issued or guaranteed by the U.S. government, its agencies, instrumentalities or sponsored entities, (iv) sovereign debt, including emerging markets debt (v) zero coupon securities, (vi) collateralized debt and loan obligations, (vii) senior secured floating rate and fixed rate loans or debt, (viii) second lien or other subordinated or unsecured floating rate and fixed rate loans or debt, and (ix) derivatives with similar economic characteristics. The Fund may invest up to 100% of its net assets in any one of the categories of instruments included in the preceding sentence. The Fund may invest its total assets, including borrowings for investment purposes and proceeds from short selling, if any, without restriction in debt securities of any maturity and credit quality, including securities that are rated at the time of investment below investment grade (that is, securities rated below the Baa3/BBB- categories by nationally recognized securities rating organizations or, if unrated, determined to be of comparable quality by Shelton), commonly referred to as "junk bonds."

The Fund is managed as a total return fund, employing a "credit long/short" investment strategy. Shelton makes assessments across the fixed income markets that include analyses of asset classes, economic sectors, individual credits, and security selection in order to identify undervalued securities and overlooked market opportunities, as well as to attempt to take advantage of certain arbitrage opportunities. The Fund's short positions may equal up to 100% of the Fund's net asset value. The Fund may take short positions in U.S. Treasuries, treasury futures, corporate bonds, credit default and/or interest rate swaps, exchange-traded funds ("ETFs"), non-U.S. bonds, equities and equity-related instruments, and options. The Fund's investment strategy involves active and frequent trading.

The Fund may invest in debt securities of any maturity and credit quality, including high yield bonds. The Fund may also engage in borrowing for cash management purposes or for investment purposes, in order to increase its holdings of portfolio securities and/or to collateralize short sale positions. The Fund may also invest without limit in municipal bonds, including federally tax-exempt municipal bonds.

The Advisor's decision-making process can be best described as a top-down analysis of fundamental trends affecting the macro-economic environment and projecting the impacts on the resulting interest-rate and business-cycles. The Advisor selects asset classes within the fixed-income universe that the Advisor deems to be attractive, sectors, industries and ultimately specific credits which the Advisor favors for potential long exposures, and ones it does not favor for potential short exposures. The Advisor then analyzes specific securities with a bottom-up approach to determine the best, most opportunistic way to express these credit opinions within the Fund's total return objective. The Advisor accesses information directly from a variety of sources, including but not limited to, the SEC's EDGAR system, Municipal Securities Rulemaking Board ("MSRB") filed documents available on its website or Bloomberg L.P., independent third-party research, and published reports by sell side research teams. In addition, the Advisor also utilizes various other public sources of industry and market information, such as Bloomberg L.P., Dow Jones, Thomson Financial, Reuters, Federal Reserve Bank of New York, and the major credit rating agencies including Moody's, S&P, and Fitch.

The Advisor continuously focuses on both the primary new issue and secondary markets to identify both buy and sell opportunities. Transaction decisions are based on ongoing review of factors and data affecting the overall economy and general markets as well as the Fund's investments in specific asset classes at the time. Investment decisions may be based on, among other things, credit opinions, identification of relative value opportunities, portfolio diversification objectives, observed market activities and valuations, and specific performance of individual securities and their contribution to the overall construction and performance of the portfolio.

When the Advisor believes that current market, economic, political or other conditions are unsuitable and would impair the pursuit of the Fund's investment objective, the Fund may invest up to 100% of its assets in cash or cash equivalents, including but not limited to, obligations of the U.S. Government, money market fund shares, commercial paper, certificates of deposit and/or bankers acceptances, as well as other interest bearing or discount obligations or debt instruments that carry an investment grade rating by a national rating agency. When the Fund takes a temporary defensive position, the Fund may not achieve its investment objective.

Shelton International Select Equity Fund – The Fund primarily invests, under normal market conditions, at least 80% of the Fund's net assets (plus borrowings for investment purposes) in a combination of equity securities of foreign (i.e., non-U.S.) companies with a suitable potential for earnings growth. The Fund invests its assets in equity securities of non-U.S. companies located in countries with developed markets but may also invest in companies domiciled in emerging markets.

Under normal market conditions, the Fund seeks to achieve its investment objective by investing in a universe of stocks listed within the MSCI ACWI ex USA index, as well as those in other developed, emerging, and frontier markets with a market capitalization of \$2.5 billion or higher. The Advisor anticipates that the percentage of the Fund's investable universe not included in the MSCI ACWI ex USA index will be approximately 20%. The Fund ordinarily invests in no fewer than three different countries outside the U.S. The Fund may invest a lesser amount of its assets in securities of non-U.S. companies when market conditions are not deemed favorable, in which case the Fund would invest at least 30% of its net assets, plus any borrowings for investment purposes, in securities of non-U.S. companies.

The Fund's investments in equity securities may include common and preferred stock, convertible preferred stock, warrants and rights. Additionally, in unusual or extreme market conditions, the manager may choose to hedge general market exposures. This may be done primarily with the use of certain ETF's that create either long or short exposure to the desired market segment.

The Fund's investments are based on a principles-based investment philosophy, and the Fund seeks to invest in businesses it believes are overall beneficial to society, and in the first instance considers potential investments on that basis. Our criteria for such businesses are that they offer products and services that improve the lives of their customers, and of people in the communities in which they operate, and to exhibit responsible management practices. These practices may include dealings with customers, suppliers, employees, and the environment. Additionally, special care is taken when investing in companies in countries that have controversial governments and may involve the avoidance of some industries in certain countries or some countries altogether. There is no guarantee that the investment team will be able to successfully screen out all companies that are inconsistent with its ethical standards.

With this perspective in mind, we apply a three-stage investment process to construct a portfolio with consistent returns with an appropriate level of risk.

Classification: The team classifies companies in our investment universe according to different characteristics: what industry they belong to, where they are in their life-cycle, and what part of the world they are from. This classification guides the analysis of each company, focusing on the aspects of a company most relevant to future performance.

Analysis: With these qualities in mind the team uses data science and machine learning to conduct a deeper dive into each candidate firm to determine the investment merit, suitability for the portfolio, and pertinent risk factors.

Portfolio Construction: We view the portfolio as a whole, adjusting, including or excluding positions in order to provide the greatest exposure to stocks with sustainable performance, while minimizing exposure to systematic risks such as interest rates, currency rate volatility, or the economic cycle.

The Fund may invest in equity index futures contracts when holding cash or cash equivalents to keep the Fund more fully exposed to the equity markets. Utilizing futures allows the Fund to maintain a high percentage of the portfolio in the market while maintaining cash for short-term liquidity needs and other purposes.

The Fund may engage in frequent and active trading of securities as a part of its principal investment strategy. The Advisor will sell or reallocate a Fund's securities if the Advisor believes the issuer of such securities no longer meets certain growth criteria, if certain political and economic events occur, or if it believes that more attractive opportunities are available. The team strives to preserve capital as part of its investment process.

Shelton Emerging Markets Fund - The Fund primarily invests, under normal market conditions, at least 80% of the Fund's net assets (plus borrowings for investment purposes) in a combination of equity securities of foreign (i.e., non-U.S.) companies in "Emerging Markets" with a suitable potential for earnings growth. "Emerging markets" for this purpose are markets included in MSCI Emerging Markets Index (the "Index"). The Fund invests its assets in equity securities of non-U.S. companies located in countries with emerging markets, but may also invest in companies domiciled in developed markets.

Under normal market conditions, the Fund seeks to achieve its investment objective by investing primarily in a universe of stocks listed within the MSCI Emerging Markets Index. In determining whether an issuer not included in the Index is within the geographies represented as emerging markets by the Index, the Advisor may consider the domicile determination of a leading provider of global indexes, such as Morgan Stanley Capital International, and may also take into account such factors as where the company's securities are listed and where the company is legally organized, maintains principal corporate offices, conducts its principal operations and/or generates revenues. The Fund will normally invest in the securities of approximately 30 to 50 issuers.

The Fund's investments in equity securities may include common and preferred stock, convertible preferred stock, warrants and rights. Additionally, in unusual or extreme market conditions, the manager may choose to hedge general market exposures. This may be done primarily with the use of certain ETF's that create either long or short exposure to the desired market segment.

The Fund's investments are based on a principles-based investment philosophy, and the Fund seeks to invest in businesses it believes are overall beneficial to society, and in the first instance considers potential investments on that basis. Our criteria for such businesses are that they offer products and services that improve the lives of their customers, and of people in the communities in which they operate, and to exhibit responsible management practices. These practices may include dealings with customers, suppliers, employees, and the environment. Additionally, special care is taken when investing in companies in countries that have controversial governments and may involve the avoidance of some industries in certain countries or some countries altogether. There is no guarantee that the investment team will be able to successfully screen out all companies that are inconsistent with its ethical standards.

With this perspective in mind, we apply a three-stage investment process to construct a portfolio with consistent returns with an appropriate level of risk.

Classification: The team classifies companies in our investment universe according to different characteristics: what industry they belong to, where they are in their life-cycle, and what part of the world they are from. This classification guides the analysis of each company, focusing on the aspects of a company most relevant to future performance.

Analysis: With these qualities in mind the team uses data science and machine learning to conduct a deeper dive into each candidate firm to determine the investment merit, suitability for the portfolio, and pertinent risk factors.

Portfolio Construction: We view the portfolio as a whole, adjusting, including or excluding positions in order to provide the greatest exposure to stocks with sustainable performance, while minimizing exposure to systematic risks such as interest rates, currency rate volatility, or the economic cycle.

In conjunction with our principles-based initial screening, which continues throughout the investment analysis process, the Advisor applies a proprietary global "life-cycle" screen to narrow the Fund's investable universe. The Advisor then uses a fundamental, "bottom-up" research selection and disciplined portfolio construction process which is focused on identifying stocks that the Advisor believes have the ability to generate sustainable returns, regardless of sector or country.

The Fund may invest in equity index futures contracts when holding cash or cash equivalents to keep the Fund more fully exposed to the equity markets. Utilizing futures allows the Fund to maintain a high percentage of the portfolio in the market while maintaining cash for short-term liquidity needs and other purposes.

The Fund may engage in frequent and active trading of securities as a part of its principal investment strategy. The Advisor may sell or reallocate a Fund's securities if the Advisor believes the issuer of such securities no longer meets certain growth criteria, if certain political and economic events occur, or if it believes that more attractive opportunities are available. The team strives to preserve capital as part of its investment process.

Additional Strategies Applicable to All Funds

Portfolio Turnover. The Funds generally intend to purchase securities for long-term investments rather than short-term gains. However, a security may be held for a shorter than expected period of time if, among other things, Shelton needs to raise cash in the Fund or feels that it is appropriate to do so. Portfolio holdings may also be sold sooner than anticipated due to unexpected changes in the markets. Buying and selling securities may involve incurring some expense to a Fund, such as commissions paid to brokers and other transaction costs. By selling a security, a Fund may realize taxable capital gains that it will subsequently distribute to shareholders. Generally speaking, the higher a Fund's annual portfolio turnover, the greater its brokerage costs and the greater likelihood that it will realize taxable capital gains. Increased brokerage costs may affect a Fund's performance. Also, unless you are a tax-exempt investor, or you purchase shares through a tax-advantaged account, the distributions of capital gains may affect your after-tax return. For some Funds, annual portfolio turnover of 100% or more is considered high.

Temporary Defensive Positions. In certain market conditions, some or all of a of a Fund’s securities may be sold and the proceeds retained as cash, or temporarily invested in U.S. government securities or money market instruments, if the Fund’s investment manager believes it is in the best interest of shareholders to do so. As of the date of this Prospectus, this has never happened; but if it were to occur, the investment goals of the relevant Funds might not be achieved.

Investment Risks

Investors should recognize that investing in securities presents certain risks that cannot be avoided. There is no assurance that the investment objectives of any Fund will be achieved. The following table summarizes some of the risks involved in investing in each of the Funds and highlights certain differences and similarities among the Funds in their exposure to various types of risks. The table below is not a complete list of every risk involved in investing in the Funds and a Fund may have exposure to a risk factor even if it is not marked below. Investing in securities creates indirect exposure to the various business risks to which their issuers are subject, which may include sector, industry, or region-specific risks. Investments in equity securities may create indirect exposure to interest rate, credit, and currency risk. Securities of non-U.S. issuers are exposed to currency risk, even if they are denominated in U.S. dollars. Debt and equity investments in commodity-related issuers create exposure to commodity risks, which may include unpredictable changes in value, supply and demand, and government regulation. There is more information about these and other risks in the Statement of Additional Information (SAI).

Principal and Other Risks	Shelton Tactical Credit Fund	Shelton International Select Equity Fund	Shelton Emerging Markets Fund
Bankruptcy Risk	X		
Borrowing Risk	X		
Collateralized Debt Obligations Risk	X		
Concentration Risk	X	X	X
Consumer Sector Risk	X		
Convertible Securities Risk	X		
Credit Risk	X		
Currency Risk	X		
Cybersecurity Risk	X	X	X
Debt Securities	X		
Derivatives Risk	X	X	X
Economic and Political Risks	X	X	X
Emerging Markets Risk		X	X
Equity Risk		X	X
ETF Risk	X	X	X
Ethical Investment Risk		X	X
Extension Risk	X		
Fixed Income Securities Risk	X		
Foreign Sovereign Risk	X	X	X
High-Yield (“Junk”) Bond Risk	X		
Income Risk	X		
Interest Rate Risk	X		
Investment in other Investment Companies	X	X	X
Large Shareholder Risk	X	X	X
Leveraging Risk	X		

Principal and Other Risks	Shelton Tactical Credit Fund	Shelton International Select Equity Fund	Shelton Emerging Markets Fund
Liquidity Risk	X	X	X
Manager Risk	X	X	X
Market Risk	X	X	X
MidCap Stock Risk		X	X
Non-U.S. Currency Risk		X	X
Non-U.S. Investment Risk	X	X	X
Portfolio Turnover Risk	X		
Prepayment or Call Risk	X		
Recent Market Events Risk	X	X	X
Regulatory Risk		X	X
Rights and Warrants Risk	X		
Sector Concentration Risk	X		
Short Sales Risk	X		
SmallCap Stock Risk		X	X
Technology Sector Risk			X
Valuation Risk	X	X	X

Bankruptcy Risk. The risk that an issuer seeks protection under bankruptcy laws. In such a circumstance, the principal value of the bond would be expected to decline. If a bond held by the Fund is issued by a municipality that experiences significant financial difficulty that can potentially lead to bankruptcy or default, the Fund would be expected to lose value.

Borrowing Risk. Borrowing may exaggerate changes in the net asset value of Fund shares and in the return on the Fund's portfolio. Borrowing will cost the Fund interest expense and other fees. The costs of borrowing may reduce the Fund's return. Borrowing may cause the Fund to liquidate positions when it may not be advantageous to do so to satisfy its obligations.

Collateralized Debt Obligations Risk. Collateralized debt obligations are subject to credit, interest rate, valuation, prepayment and extension risks. These securities also are subject to risk of default on the underlying asset, particularly during periods of economic downturn.

Concentration Risk. If holdings of a fund are concentrated into a few companies or economic sectors, the fund may be more volatile than a more diversified fund and, in the event, that the holdings perform poorly, the fund may under-perform other investments that are more diversified.

Consumer Sector Risk. The Fund may concentrate durable and non-durable sectors. Because of this, the Fund's performance may depend to a greater extent on the overall condition of the consumer sectors. Companies engaged in the consumer sector are subject to fluctuations in supply and demand. These companies may also be adversely affected by changes in consumer spending as a result of world events, political and economic conditions, supply chain disruptions, commodity price volatility, changes in exchange rates, imposition of import controls, increased competition, depletion of resources and labor relations.

Convertible Securities Risk. Investments in convertible securities generally entail less risk than investments in an issuer's common stock because convertible securities rank senior to common stock in an issuer's capital structure. The extent to which such risk is reduced depends in large part upon the degree to which the convertible security sells above its value as a fixed-income security. Convertible securities are subordinate in rank to any senior debt obligations of an issuer, and, therefore, entail more risk than the issuer's debt obligations. Convertible securities generally offer lower interest than non-convertible debt securities of similar credit quality due to the potential for capital appreciation and are often lower-rated securities.

Credit Risk. The value of a debt security may decline if the market believes it is less likely that the issuer will make all payments of interest and principal as required. This could occur because of actual or perceived deterioration in the issuer's or a guarantor's financial condition, or in the case of asset-backed securities, the likelihood that the loans backing a security will be repaid in full. A Fund could lose money if the issuer or guarantor of a debt security becomes bankrupt or subject to a special resolution regime, or is otherwise unable or unwilling to make timely interest and/or principal payments, or honor its obligations. Securities are subject to varying degrees of credit risk, which may be reflected by their ratings; however, such ratings may overestimate or underestimate the likelihood of default and may not accurately reflect the true credit risk of a security. The credit risk associated with corporate debt securities may change as the result of an event such as a large dividend payment, leveraged buyout, debt restructuring, merger, or recapitalization; such events are unpredictable and may benefit shareholders or new creditors at the expense of existing debt holders. Credit risk is likely to increase during periods of economic uncertainty or downturns. Credit risk associated with non-U.S. dollar denominated securities may increase if the value of an issuer's home currency declines relative to the U.S. dollar. If a debt security owned by a Fund ceases to be rated or is downgraded below a permitted threshold, the Fund may (but is not required to) sell the security.

Currency Risk. The values of investments in securities denominated in foreign currencies increase or decrease as the rates of exchange between those currencies and the U.S. Dollar change. Currency conversion costs and currency fluctuations could erase investment gains or add to investment losses. Currency exchange rates can be volatile and are affected by factors such as general economic conditions, the actions of the United States and foreign governments or central banks, the imposition of currency controls, and speculation.

Cybersecurity Risk. Cybersecurity incidents may allow an unauthorized party to gain access to Fund assets, customer data (including private shareholder information), or proprietary information, or cause the Fund, the Advisor, and/or other service providers (including custodians, sub-custodians, transfer agents and financial intermediaries) to suffer data breaches, data corruption or loss of operational functionality. In an extreme case, a shareholder's ability to exchange or redeem Fund shares may be affected.

Debt Securities Risk. When the Fund invests in debt securities, the value of the Fund's investment will fluctuate with changes in interest rates. Typically, a rise in interest rates causes a decline in the value of debt securities. In general, the market price of debt securities with longer maturities will increase or decrease more in response to changes in interest rates than shorter-term securities. Other risk factors include credit risk (the debtor may default) and prepayment risk (the debtor may pay its obligation early, reducing the amount of interest payments). These risks could affect the value of a particular investment, possibly causing the Fund's share price and total return to be reduced and fluctuate more than other types of investments.

Derivatives Risk. Derivatives are financial instruments, including futures contracts, the values of which are based on the value of one or more underlying assets, such as stocks, bonds, currencies, interest rates, and market indexes. Derivatives involve risks different from, and possibly greater than, the risks associated with investing directly in the underlying assets and other more traditional investments. The market value of derivatives may be more volatile than that of other investments and can be affected by changes in interest rate or other market developments. The use of derivatives may accelerate the velocity of possible losses. Each type of derivative instrument may have its own special risks, including the risk of mispricing or improper valuation and the possibility that a derivative may not correlate perfectly or as expected with its underlying asset, rate, or index. Derivatives create leverage because the upfront payment required to enter into a derivative is often much smaller than the potential for loss (which may in theory be unlimited). A derivative may be subject to liquidity risk, especially during times of financial market distress; certain types of derivatives may be terminated or modified only with the consent of their counterparties. The use of derivatives may cause a Fund's investment returns to be impacted by the performance of securities the Fund does not own. Derivatives are specialized instruments that may require investment techniques and risk analyses different from those associated with stocks and bonds. Although the use of derivatives is intended to enhance a Fund's performance, it may instead reduce returns and increase volatility, or have a different effect than anticipated, especially in unusual or extreme market conditions. Suitable derivatives transactions may not be available in all circumstances and there can be no assurance that a particular derivative position will be available or used by a Fund or that, if used, such strategies will be successful. Regulations may limit the extent to which the Fund can use certain derivatives. Use of derivatives may increase the amount and change the timing of taxes payable by shareholders.

Economic and Political Risks. These risks may be short-term by causing a change in the market that is corrected in a year or less, or they may have long-term impacts which may cause changes in the market that last for many years. Some factors may affect one sector of the economy or a single stock, but may not have a significant impact on the overall market.

Emerging Markets Risk. Non-U.S. Investment Risk (described below) may be particularly high to the extent a Fund invests in emerging market securities. Emerging market securities may present issuer, market, currency, liquidity, legal, political, and other risks different from, and potentially greater than, the risks of investing in securities and instruments tied to U.S. or developed non-U.S. issuers. Emerging markets may have less established legal and accounting systems than those in more developed markets. Governments in emerging markets may be less stable and more likely to take extra-legal action with respect to companies, industries, assets, or foreign ownership than those in more developed markets. The economies of emerging markets may be dependent on relatively few industries and thus affected more severely by local or global changes. Emerging market securities may also be more volatile, less liquid, and more difficult to value than securities economically tied to U.S. or developed non-U.S. issuers.

Equity Risk. Equity securities represent an ownership interest in an issuer rather than a right to receive a specified future payment. This makes equity securities more sensitive than debt securities to changes in an issuer's earnings and overall financial condition; as a result, equity securities are generally more volatile than debt securities. Equity securities may lose value as a result of changes relating to the issuers of those securities, such as management performance, financial leverage, or changes in the actual or anticipated earnings of a company, or as a result of actual or perceived market conditions that are not specific to an issuer. Even when the securities markets are generally performing strongly, there can be no assurance that equity securities held by a Fund will increase in value. Because the rights of all of a company's creditors are senior to those of holders of equity securities, shareholders are least likely to receive any value if an issuer files for bankruptcy. Further, a Fund's Index, at times, may become focused in stocks of a particular sector, category or group of companies, which could cause Fund to underperform the overall stock market.

ETF Risk. Investing in an ETF will provide the Fund with exposure to the securities comprising the index on which the ETF is based and will expose the Fund to risks similar to those of investing directly in those securities. Shares of ETFs typically trade on securities exchanges and may at times trade at a premium or discount to their net asset values. In addition, an ETF may not replicate exactly the performance of the benchmark index it seeks to track for a number of reasons, including transaction costs incurred by the ETF, the temporary unavailability of certain index securities in the secondary market or discrepancies between the ETF and the index with respect to the weighting of securities or the number of securities held. Investing in ETFs, which are investment companies, involves duplication of advisory fees and certain other expenses. The Fund will pay brokerage commissions in connection with the purchase and sale of shares of ETFs.

Ethical Investment Risk. In avoiding investments that are inconsistent with the Fund's principles-based screening approach, which may preclude an otherwise attractive investment opportunity, the Fund may not achieve the same level of performance as it would have without the application of the screening process.

Extension Risk. When interest rates rise, repayments of fixed income securities, particularly asset-and mortgage-backed securities, may occur more slowly than anticipated, extending the effective duration of these fixed income securities at below market interest rates and causing their market prices to decline. This may cause the Fund's share price to be more volatile.

Fixed Income Securities Risk. The prices of fixed income securities respond to economic developments, particularly interest rate changes, as well as to changes in an issuer's credit rating or market perceptions about the creditworthiness of an issuer. Prices of fixed income securities tend to move inversely with changes in interest rates. Generally fixed income securities decrease in value if interest rates rise and increase in value if interest rates fall, with lower rated securities more volatile than higher rated securities. The longer the effective maturity and duration of the Fund's portfolio, the more the Fund's share price is likely to react to changes in interest rates. Duration is a weighted measure of the length of time required to receive the present value of future payments, both interest and principal, from a fixed income security. Some fixed income securities give the issuer the option to call, or redeem, the securities before their maturity dates. If an issuer calls its security during a time of declining interest rates, the Fund might have to reinvest the proceeds in an investment offering a lower yield, and therefore might not benefit from any increase in value of the security as a result of declining interest rates. During periods of market illiquidity or rising interest rates, prices of callable issues are subject to increased price fluctuation. In addition, the Fund may be subject to extension risk, which occurs during a rising interest rate environment because certain obligations may be paid off by an issuer more slowly than anticipated, causing the value of those securities held by the Fund to fall.

Foreign Sovereign Risk. Foreign governments rely on taxes and other revenue sources to pay interest and principal on their debt obligations. The payment of principal and interest on these obligations may be adversely affected by a variety of factors, including economic results within the foreign country, changes in interest and exchange rates, changes in debt ratings, changing political sentiments, legislation, policy changes, a limited tax base or limited revenue sources, natural disasters, or other economic or credit problems. It is possible that a foreign sovereign may default on its debt obligations.

High-Yield (“Junk”) Bond Risk. A Fund’s high yield bonds may include distressed bonds, which may present a high risk of default or be in default at the time they are purchased. Distressed securities are speculative and involve even greater risks than other high-yield bonds, including the risk that interest payments may not be made on a current basis, or that principal will not be repaid in full. A Fund could incur significant expenses to the extent it is required to negotiate new terms with the issuer of a distressed bond or seek recovery upon a default in respect of a distressed bond. In any reorganization or liquidation proceeding related to a defaulted security, a Fund could lose its entire investment or could be required to accept cash or securities with a value substantially less than its original investment. The below investment-grade securities in which a Fund invests are not typically listed on any exchange and the secondary market (if any) for such securities may be less liquid than other securities, which may cause transactions in below investment-grade securities to be more costly. A lack of publicly available information, irregular trading activity, and wide bid-ask spreads, among other factors, may make these securities more difficult to sell at an advantageous time or price than other types of investments. These factors may affect the value a Fund may realize in selling below investment-grade securities, which could result in losses to a Fund.

Income Risk. The income you earn from a Fund may decline due to declining interest rates. This is because, in a falling interest rate environment, a Fund generally will have to invest the proceeds from sales of Fund shares, as well as the proceeds from maturing portfolio securities (or portfolio securities that have been called, see “Prepayment or Call Risk” above), into lower-yielding securities.

Interest Rate Risk. Debt securities that pay interest based on a fixed rate are subject to the risk that they will decline in value if interest rates rise. Interest rate changes may occur suddenly and unexpectedly and may be caused by a wide variety of factors including central bank monetary policy, inflation rates, and general economic conditions. A Fund may lose money as a result of such movements. The longer the remaining maturity of a debt security, the more its value is likely to be affected by changes in interest rates. Debt securities with longer durations tend to be more sensitive to changes in interest rates, usually making them more volatile than securities with shorter durations. The values of equity and other non-debt securities may also decline due to fluctuations in interest rates. A Fund may choose not to or be unable to hedge itself fully against changes in interest rates. If a Fund uses derivatives to hedge against changes in interest rates, those hedges may not work as intended and may decrease in value if interest rates move differently than anticipated. Interest rates are currently at or near historic lows in many developed countries, including the United States, which increases the risk that interest rates will rise. In the United States, the Federal Reserve Board has already begun, and may continue, to raise interest rates. Non-fixed rate instruments (i.e., variable and floating rate securities) generally are less sensitive to interest rate changes but may decline in value if their interest rates do not rise as much or as quickly as interest rates in general. Conversely, non-fixed-rate instruments will not generally increase in value if interest rates decline. If a Fund holds variable or floating rate securities, a decrease in market interest rates may adversely affect the income received from such securities.

Investment in Other Investment Companies Risk. The Fund’s investment in other investment companies, including BDCs, may subject the Fund indirectly to the underlying risks of those investment companies. The Fund also will bear its share of each underlying investment company’s fees and expenses, which are in addition to the Fund’s own fees and expenses. Shares of an investment company may trade at prices that reflect a premium above or a discount below NAV, and such premium or discount may be substantial. If an investment company’s shares are purchased at a premium to NAV, the premium may not exist when those shares are sold, and the Fund could incur a loss.

Large Shareholder Risk. To the extent that a significant amount of shares of the Fund are held by a small number or a related set of shareholders, the Fund is subject to the risk that these shareholders will redeem Fund shares in large amounts. These transactions could adversely affect the Fund if it is forced to sell portfolio securities to raise the cash that is necessary to satisfy shareholder redemption requests. This risk is particularly pronounced when one shareholder owns a substantial portion of the Fund.

Leveraging Risk. The use of leverage, such as entering into futures contracts, options, and short sales, may magnify the Fund’s gains or losses. Because many derivatives have a leverage component, adverse changes in the value or level of the underlying instrument can result in a loss substantially greater than the amount invested in the derivative itself. Certain derivatives have the potential for unlimited loss, regardless of the size of the initial investment.

Liquidity Risk. Liquidity risk is the risk that a Fund may not be able to buy or sell an investment at an advantageous time or price, which could force a Fund to hold a security that is declining in value or forego other investment opportunities. An illiquid instrument is harder to value because there may be little or no market data available based on purchases or sales of the instrument. Liquidity risk may result from the lack of an active market or a reduced number and capacity of traditional market participants to make a market in fixed income securities. A Fund may also experience liquidity risk to the extent it invests in private placement securities, securities of issuers with smaller market capitalizations, or securities with substantial market and/or credit risk. The liquidity of an issuer’s securities may decrease if its credit rating falls, it experiences sudden unexpected cash outflows, or some other event causes counterparties to avoid trading with or lending to the issuer. Liquidity risk is greater for below investment grade securities and restricted securities, especially in difficult market conditions. Over the past three decades, bond markets have grown more quickly than dealer capacity to engage in fixed income trading. In addition, recent regulatory changes applicable to financial intermediaries that make markets in debt securities have restricted or made it less desirable for those financial intermediaries to hold large inventories of less liquid debt securities. Because market makers provide stability to a market through their intermediary services, a reduction in dealer inventory may lead to decreased liquidity and increased volatility in the fixed income markets. Additional legislative or regulatory actions to address perceived liquidity or other issues in the debt securities markets could alter or impair a Fund’s ability to pursue its investment objectives or use certain investment strategies and techniques. Liquidity risk may intensify during periods of economic uncertainty. Debt securities with longer durations may face heightened liquidity risk. Unusually high redemption requests or other unusual market conditions may make it difficult for a Fund to honor redemption requests within the permitted period. Meeting such requests could require a Fund to sell securities at reduced prices or under unfavorable conditions. Other market participants may be attempting to liquidate holdings at the same time as a Fund, which could increase supply in the market and contribute to liquidity risk.

Manager Risk. The Investment Manager's (Shelton Capital Management) opinion about the intrinsic worth or creditworthiness of a company, security, or other investment may be incorrect or the market may continue to undervalue the company, security, or other investment; The Investment Manger may not make timely purchases or sales of securities for a Fund; and a Fund's investment objective may not be achieved. The Funds are subject to various operational risks, including risks associated with the calculation of net asset value. In particular, errors or systems failures and other technological issues may adversely impact a Fund's calculation of its net asset value, and such net asset value calculation issues could result in inaccurately calculated net asset values, delays in net asset value calculation and/or the inability to calculate net asset value for some period. The Funds may be unable to recover any losses associated with such failures.

Market Risk. The market price of a security or other investment may increase or decrease, sometimes suddenly and unpredictably. Investments may decline in value because of factors affecting markets generally, such as real or perceived challenges to the economy, national or international political events, natural disasters, the spread of infectious illness or other public health issue, changes in interest or currency rates, adverse changes to credit markets, or general adverse investment sentiment. The prices of investments may reflect factors affecting one or more industries, such as the price of specific commodities or consumer trends, or factors affecting particular issuers. During a general downturn in the markets, multiple asset classes may decline in value simultaneously. Market disruptions may prevent a Fund from implementing investment decisions in a timely manner. Fluctuations in the value of the Fund's investments will cause that Fund's share price to fluctuate. An investment in a Fund, therefore, may be more suitable for long-term investors who can bear the risk of short-and long-term fluctuations in a Fund's share price. In the case of a Fund designed to track passively the performance of the associated index, the Fund does not intend to take steps to reduce its market exposure in any market.

MidCap Stock Risk. The risk that stocks of relatively smaller capitalization within the midcap range of companies may be subject to more abrupt or erratic market movements than stocks of larger, more established companies. Relatively smaller capitalization companies may have limited product lines or financial resources, or may be dependent upon a small or inexperienced management group, and their securities may trade less frequently and in lower volume than the securities of larger companies, which could lead to higher transaction costs. Generally, the smaller the company size, the greater the risk.

Public information in the municipal market is also less available than in other markets, increasing the difficulty of evaluating and valuing securities. As opposed to the majority of municipal bonds outstanding, a portion of the municipal bonds held by the Fund may be secured by payments to be made by private companies and changes in market conditions affecting such bonds, including the downgrade of a private company obligated to make such payments, could have a negative impact on the value of Fund holdings, the municipal market generally, or the Fund's performance.

Generally, municipal bonds are issued as general obligations of a state or local government that are secured by the issuer's taxing power, or as revenue bonds that are secured by user fees and other revenues pledged to pay debt service on such bonds. The major portion of municipal bonds are issued to fund public projects, including airports, economic development, education, electric power, healthcare, housing, transportation, water and sewer, and pollution control and issuers often depend on revenues from these facilities to make principal and interest payments.

Non-U.S. Currency Risk. Non-U.S. currencies may decline relative to the U.S. dollar and affect a Fund's investments in non-U.S. currencies, in securities that are denominated in non-U.S. currencies, in securities of issuers that are exposed to non-U.S. currencies, or in derivatives that provide exposure to non-U.S. currencies. When a given currency depreciates against the U.S. dollar, the value of securities denominated in that currency typically declines. A U.S. dollar-denominated depository receipt is exposed to currency risk if the security underlying it is denominated in a non-U.S. currency. Currency depreciation may affect the value of U.S. securities if their issuers have exposure to non-U.S. currencies and non-U.S. issuers may similarly be exposed to currencies other than those in which their securities are denominated and the country in which they are domiciled. Shelton Capital Management may not be able to accurately estimate an issuer's non-U.S. currency exposure.

Non-U.S. Investment Risk. Non-U.S. securities (including ADRs and other securities that represent interests in non-U.S. issuer's securities) involve some special risks such as exposure to potentially adverse foreign political and economic developments; market instability; nationalization and exchange controls; potentially lower liquidity and higher volatility; possible problems arising from accounting, disclosure, settlement, and regulatory practices that differ from U.S. standards; foreign taxes that could reduce returns; higher transaction costs and foreign brokerage and custodian fees; inability to vote proxies, exercise shareholder or bondholder rights, pursue legal remedies, and obtain judgments with respect to foreign investments in foreign courts; possible insolvency of a sub-custodian or securities depository; and fluctuations in foreign exchange rates that decrease the investment's value (although favorable changes can increase its value). Non-U.S. stock markets may decline due to conditions unique to an individual country or within a region, including unfavorable economic conditions relative to the United States or political and social instability or unrest. Non-U.S. investments may become subject to economic sanctions or other government restrictions by domestic or foreign regulators, which could negatively impact the value or liquidity of those investments. There may be increased risk of delayed settlement of portfolio transactions or loss of certificates of portfolio securities. Governments in certain foreign countries participate to a significant degree, through ownership or regulation, in their respective economies. Action by such a government could have a significant effect on the market price of securities issued in its country. These risks may be higher when investing in emerging market issuers. Certain of these risks also apply to securities of U.S. issuers with significant non-U.S. operations. Global economies and financial markets are becoming increasingly interconnected, which increases the possibilities that conditions in one country or region may adversely affect issuers in a different country or region.

Portfolio Turnover Risk. The risk that high portfolio turnover is likely to lead to increased Fund expenses that may result in lower investment returns. High portfolio turnover also is likely to result in higher short-term capital gains taxable to shareholders.

Prepayment or Call Risk. The risk that declining interest rates may cause borrowers to prepay mortgages and debt obligations underlying the securities owned by a Fund. The proceeds received by a Fund from prepayments will likely be reinvested at interest rates lower than the original investment, thus resulting in a reduction of income to a Fund. Likewise, rising interest rates could reduce prepayments and extend the life of securities with lower interest rates, which may increase the sensitivity of a Fund's value to rising interest rates.

Recent Market Events Risk. U.S. and international markets have experienced and may continue to experience volatility in recent months and years due to a number of economic, political and global macro factors including uncertainty regarding inflation and central banks' interest rate increases, the possibility of a national or global recession, trade tensions, political events, the war between Russia and Ukraine, significant conflict between Israel and Hamas in the Middle East, and the impact of the coronavirus (COVID-19) global pandemic. As a result of continuing political tensions and armed conflicts, including the war between Ukraine and Russia, the U.S. and the European Union imposed sanctions on certain Russian individuals and companies, including certain financial institutions, and have limited certain exports and imports to and from Russia. The war has contributed to recent market volatility and may continue to do so. Continuing market volatility as a result of recent market conditions or other events may have an adverse effect on the performance of the Fund.

Regulatory Risk. New laws and regulations promulgated by governments and regulatory authorities may affect the value of securities issued by specific companies, in specific industries or sectors, or in all securities issued in the affected country. In times of political or economic stress or market turmoil, governments and regulators may intervene directly in markets and take actions that may adversely affect certain industries, securities, or specific companies. Government and/or regulatory intervention may reduce the value of debt and equity securities issued by affected companies and may also severely limit a Fund's ability to trade those securities.

Rights and Warrants Risk. Investments in warrants involve certain risks, including the possible lack of a liquid market for the resale of the warrants, and potential price fluctuations due to adverse market conditions or other factors. In addition, changes in a warrant's value do not necessarily correspond to changes in the value of its underlying security and the price of the warrant may be more volatile than the price of its underlying security. If a right or warrant is not exercised within a specified time period, it becomes worthless.

Sector Concentration Risk. A Fund may concentrate its investments in companies that are in a single sector or related sector. Concentrating investments in a single sector may make the Fund more susceptible to adverse economic, business, regulatory or other developments affecting that sector. If an economic downturn occurs in a sector in which the Fund's investments are concentrated, the Fund may perform poorly during that period.

Short Sales Risk. In connection with a short sale of a security or other instrument, the Fund is subject to the risk that instead of declining, the price of the security or other instrument sold short will rise. If the price of the security or other instrument sold short increases between the date of the short sale and the date on which the Fund replaces the security or other instrument borrowed to make the short sale, the Fund will experience a loss, which is theoretically unlimited since there is a theoretically unlimited potential for the market price of a security or other instrument sold short to increase. Shorting options or futures may have an imperfect correlation to the assets held by the Fund and may not adequately protect against losses in or may result in greater losses for the Fund's portfolio. By investing the proceeds received from selling securities short, the Fund is employing leverage, which creates special risks. Furthermore, until the Fund replaces a security borrowed, or sold short, it must pay to the lender amounts equal to any dividends that accrue during the period of the short sale. In addition, the Fund will incur certain transaction fees associated with short selling.

SmallCap Stock Risk. The risk that stocks of smaller capitalization companies may be subject to more abrupt or erratic market movements than stocks of larger, more established companies. Small capitalization companies may have limited product lines or financial resources, or may be dependent upon a small or inexperienced management group, and their securities may trade less frequently and in lower volume than the securities of larger companies, which could lead to higher transaction costs. Generally, the smaller the company size, the greater the risk.

Technology Sector Risk. A Fund may invest a portion of its assets in the Information Technology sector, which may cause the Fund's performance to be susceptible to the economic, business or other developments that affect the Information Technology sector. The Fund is subject to the risk that securities within the sector will underperform the market as a whole due to legislative or regulatory changes, adverse market conditions and/or increased competition affecting the Information Technology sector. The prices of the securities of companies operating in the Information Technology Sector are closely tied to market competition, and may also demonstrate increased sensitivity to short product cycles and aggressive pricing, and problems with bringing products to market. Information technology companies are also heavily dependent on intellectual property rights and may be adversely affected by the loss or impairment of, or inability to enforce, those rights.

Valuation Risk. Some or all of the securities held by the Fund may be valued using "fair value" techniques, rather than market quotations, under the circumstances described in this Prospectus under "How Fund Shares are Priced." Security values may differ depending on the methodology used to determine their values, and may differ from the last quoted sales or closing prices. No assurance can be given that the use of these fair value procedures will always best represent the price at which the Fund could sell the affected portfolio security or result in a more accurate net asset value per share of the Fund.

Fund Organization and Management

SCM Trust

SCM Trust, a Massachusetts business trust (the "Trust"), is a family of 10 no-load mutual funds, three of which are described in this combined prospectus. The other seven funds are described in a separate prospectus. The Board of Trustees, consisting of four individuals, has primary responsibility for the oversight of the management of each Fund for the benefit of its shareholders, not day-to-day management. The Board authorizes the Trust to enter into service agreements with Shelton Capital Management and other service providers to provide necessary or desirable services on behalf of the Trust and the Funds. Shareholders are not parties to or third-party beneficiaries of such service agreements. Neither this prospectus nor the Statement of Additional Information ("SAI"), any documents filed as exhibits to the Trust's registration statement, nor any other communications, disclosure documents or regulatory filings from or on behalf of the Trust or a Fund creates a contract between or among any shareholder of a Fund, on the one hand, and the Trust, a Fund, a service provider to the Trust or a Fund, and/or the Trustees or officers of the Trust, on the other hand. The Board of Trustees (or the Trust and its officers, service providers or other delegates acting under authority of the Board) may amend or use a new prospectus or SAI with respect to a Fund or the Trust, and/ or amend, file and/or issue any other communications, disclosure documents, or regulatory filings, and may amend or enter into any contracts to which the Trust or a Fund is a party, and interpret or amend the investment objective(s), policies, restrictions, and contractual provisions applicable to any Fund, without shareholder input or approval, except in circumstances in which shareholder approval is specifically required by law (such as changes to fundamental investment restrictions) or where a shareholder approval requirement is specifically disclosed in the Trust's then-current prospectus or SAI.

Shelton Capital Management

The investment advisor for the Funds is Shelton Capital Management, 1125 17th Street, Suite 2550, Denver, Colorado 80202. Shelton manages over \$5.6 billion of assets as of December 31, 2024. Shelton has been managing mutual funds since 1985. Shelton is responsible for managing the Funds and handling the administrative requirements of the Funds. As compensation for managing the portfolios, Shelton receives a management fee from each Fund. For the fiscal year ended December 31, 2024, the fees, net of reimbursements, were 0.55% for the Shelton Tactical Credit Fund, 0.47% for the Shelton International Select Equity Fund and 0.52% for Emerging Markets Fund. A discussion regarding the basis for the Board of Trustees approval of the investment advisory contract of the Funds is available in the Fund's semi-annual report to shareholders on Form N-CSR for the period ending June 30, 2024.

The Shelton Tactical Credit Fund pays Shelton Capital Management an annual investment advisory fee equal to 0.74% of the Fund's average daily net assets. Shelton Capital Management has contractually agreed to reimburse expenses incurred by the Fund to the extent that total annual fund operating expenses (excluding acquired fund fees and expenses, certain compliance costs, interest and broker expenses relating to investment strategies (including commissions, mark-ups and mark-downs), leverage interest, other transactional expenses, annual account fees for margin accounts, taxes (such as income and foreign withholding taxes, stamp duty and deferred tax expenses), and extraordinary expenses such as litigation or merger and reorganization expenses, for example) exceed 0.73% and 0.98% for the Institutional and Investor class shares, respectively, until May 1, 2026.

The Shelton International Select Equity Fund pays Shelton Capital Management an annual investment advisory fee equal to 0.74% of the Fund's average daily net assets. Shelton Capital Management has contractually agreed to reimburse expenses incurred by the Fund to the extent that total annual fund operating expenses (excluding acquired fund fees and expenses, certain compliance costs, interest and broker expenses relating to investment strategies (including commissions, mark-ups and mark-downs), leverage interest, other transactional expenses, annual account fees for margin accounts, taxes (such as income and foreign withholding taxes, stamp duty and deferred tax expenses), and extraordinary expenses such as litigation or merger and reorganization expenses, for example) exceed 0.98% and 1.23% for the Institutional and Investor class shares, respectively, until May 1, 2026.

The Shelton Emerging Markets Fund pays Shelton Capital Management an annual investment advisory fee equal to 1.00% of the Fund's average daily net assets. Shelton Capital Management has contractually agreed to reimburse expenses incurred by the Fund to the extent that total annual fund operating expenses (excluding acquired fund fees and expenses, certain compliance costs, interest and broker expenses relating to investment strategies (including commissions, mark-ups and mark-downs), leverage interest, other transactional expenses, annual account fees for margin accounts, taxes (such as income and foreign withholding taxes, stamp duty and deferred tax expenses), and extraordinary expenses such as litigation or merger and reorganization expenses, for example) exceed 0.97% and 1.22% for the Institutional and Investor class shares, respectively, until May 1, 2026.

The expense reimbursement agreements in respect of each Fund will only be terminated with the approval of the Board of Trustees of SCM Trust (the "Board"). Shelton may be permitted to recapture, on a class-by-class basis, expenses it has reimbursed through this letter agreement to the extent that a Fund's expenses in later periods fall below the annual rates set forth in this letter agreement; provided, however, that such recapture payments do not cause the Fund's expense ratio (after recapture) to exceed the lesser of (i) the expense cap in effect at the time of the waiver and (ii) the expense cap in effect at the time of the recapture. Notwithstanding the foregoing, the Fund will not pay any such fees and expenses more than three years after the date on which the fees or expenses were deferred. Any such reimbursement is subject to the review and approval of the Board.

Portfolio Managers

Derek Izuel, CFA, has served as a member of the portfolio management team and a portfolio manager for the International Select Equity Fund and the Emerging Markets Fund since January 2022. Mr. Izuel also has served as the Chief Investment Officer of Shelton Capital Management since January 2022. Prior to that date, Mr. Izuel was the managing partner and a portfolio manager at Vitruvian Capital Management, and prior to that served as a lead portfolio manager at HighMark Capital, and as a senior portfolio manager at Invesco. He has an MBA from the Ross School of Business at the University of Michigan, and a BS in Computer Science from the University of California, Berkeley.

Peter Higgins has served as a portfolio manager of the Shelton Tactical Credit Fund since October 2022. Mr. Higgins also has served as the Head of Fixed Income and Senior Fixed Income Portfolio Manager of Shelton Capital Management since October 2022. Prior to that date, Mr. Higgins was a Partner and Lead Portfolio Manager at both Ares Management and BlueBay Asset Management. Previously, Mr. Higgins specialized in global leveraged finance at investment banks such as Deutsche Bank AG, Goldman Sachs & Co. and Credit Suisse in both London and New York. Mr. Higgins earned a bachelor's degree in economics-Political Science from Columbia University.

Justin Sheetz, CFA, has served as a member of the portfolio management team and a portfolio manager for the International Select Equity Fund and the Emerging Markets Fund since January 2022. Prior to joining Shelton Capital Management in January 2022, Mr. Sheetz was a partner and analyst at Vitruvian Capital Management, and prior to that served as an analyst at HighMark Capital, and as an investment strategist at Blackrock/BGI. He has an MSc in Computational Finance and Risk Management from the University of Washington, and a BA in International Studies from Colby College.

Jeffrey Rosenkranz is a portfolio manager of the Tactical Credit Fund. Mr. Rosenkranz joined Shelton Capital Management in January 2019. He has experience investing in the credit markets since 1997, with an emphasis in high yield, distressed debt, and special situations. Prior to joining Shelton Capital Management, he was a Partner, Co-CIO and member of the portfolio management team at Cedar Ridge Partners, LLC since 2013, and prior to that a Partner and the Director of Research for Cooperstown Capital Management from 2009 to 2013, and a Founding Principal and Co-Head of Research for Durham Asset Management from 2003 to 2009. He began his career at Ernst & Young LLP and The Delaware Bay Company. He holds an M.B.A. (Finance and Accounting) from the Stern School of Business at New York University and received a B.A. (Economics and Spanish) from Duke University. He is also Certified Public Accountant.

William Mock has served as a member of the portfolio management team for the Shelton Tactical Credit Fund since March 29, 2017. Mr. Mock has served as the lead portfolio manager for other funds managed by the Advisor: the U.S. Government Securities Fund, Green California Tax-Free Income Fund and The United States Treasury Trust since 2010. He served as a portfolio manager for Shelton from 2001 to 2003, managing the U.S. Government Securities Fund, Green California Tax-Free Income Fund and The United States Treasury Trust. He left the firm in 2003 to work for TKI Capital Management, a convertible arbitrage hedge fund, where he served as head Trader until 2006 when he returned to Shelton Capital Management. Prior to 2001, Mr. Mock gained investment and trading experience at Société Générale and Citibank, N.A. Mr. Mock earned a BS in engineering from Kansas State University and is an honors graduate of the University of Chicago Booth School of Business MBA Program, with an emphasis in finance.

The SAI provides additional information about the portfolio managers' compensation, other accounts managed by the portfolio managers and the portfolio managers' ownership of securities of the Funds.

Buying and Selling Fund Shares

How to Buy Shares

You may buy shares directly from the Fund, or through third-party distributors, brokerage firms and retirement plans. If you invest through a third-party distributor, many of the policies, options and fees charged for the transaction may be different. You should contact them directly for information regarding how to invest or redeem through third-party distributors.

The following information is specific to buying directly from the Fund.

Opening an Account. You can open an account online or by downloading an application from our website at www.sheltoncap.com and mailing the completed form to us. For questions, call us at (800) 955-9988.

You will find all the necessary application materials included in the packet accompanying this Prospectus. You may also open an account online by accessing our website at www.sheltoncap.com. Additional paperwork may be required for entity investors, including corporations, associations, and trusts, and for certain fiduciaries. The minimum initial investments and subsequent investments for each Fund are as follows:

	Minimum Initial Investment	Minimum Subsequent Investment
Investor Class Shares		
Accounts with Automatic Investment Plan	\$500	\$500
All other accounts	\$1,000	\$1,000
Institutional Class Shares		
All accounts	\$500,000	\$2,500

The Fund may change the minimum investment amounts at any time or waive them at its discretion. To protect against fraud, it is the policy of the Funds not to accept unknown third-party checks for the purposes of opening new accounts or purchasing additional shares. If you have any questions concerning the application materials, wire transfers, our yields and net asset values, or our investment policies and objectives, please call us toll-free at (800) 955-9988.

Distribution (12b-1) Fees

The Funds have adopted a plan under rule 12b-1 that allows the Fund to pay distribution fees for the sale and distribution of its shares. Investor Class shares of the Funds pay RFS Partners, LP, an affiliate of Shelton Capital Management, the Funds' principal underwriter (the "Distributor"), a distribution (12b-1) fee. *Because distribution (12b-1) fees are paid out of fund assets on an ongoing basis, 12b-1 fees will, over time, increase the cost of your investment in a Fund and may cost you more than other types of sales charges.*

These fees are computed by multiplying 0.25% by the average daily net assets of the Investor Class shares of a Fund.

How to Buy Shares – Initial Purchase

Make your check payable to the name of the Fund in which you are investing and mail it with the application to the transfer agent of the Funds, Ultimus Fund Solutions (“Ultimus” or the “Transfer Agent”), at the address indicated below. Please note the minimum initial investments previously listed.

SCM Trust
C/O Ultimus Fund Solutions
PO Box 46707
Cincinnati, OH 45246

You may also forward your check (and application, for new accounts) to the Funds’ offices, which will in turn forward your check (and application, for new accounts) on your behalf to the Funds’ agent for processing. You will receive the share price next determined after your check has been received by the agent. Please note that this means that the shares will be purchased at the next calculated price after receipt by the agent, which is typically the next business day following receipt by the Fund(s) at the following address:

SCM Trust
P.O. Box 87
Denver, CO 80201-0087

You also may buy shares of a Fund through selected securities brokers. Your broker is responsible for the transmission of your order to Ultimus Fund Solutions, the Fund’s transfer agent, and may charge you a fee. You will generally receive the share price next determined after your order is placed with your broker, in accordance with your broker’s agreed upon procedures with the Funds. Your broker can advise you of specific details.

Purchasing by Exchange

You may purchase shares in a Fund by exchanging shares from an account in one of our other Funds, including other mutual funds managed by Shelton Capital Management which are not described in this Prospectus. Please see our website, www.sheltoncap.com, call the number above, or consult your financial adviser or broker for more information. Such exchanges must meet the minimum amounts required for initial or subsequent investments. When opening an account by exchanging shares, your new account must be established with the same registration and an exchange authorization must be in effect. If you have an existing account with us and an exchange authorization in effect, call (800) 955-9988 during normal business hours (8:00 a.m. to 5:00 p.m. Mountain Time, Monday-Thursday, 8:00 a.m. to 4:00 p.m. Mountain Time, Friday) to exchange shares. You may also exchange shares by accessing our website at www.sheltoncap.com. You must complete the online access agreement in order to access your account online. Each exchange of shares of one Fund for shares of a different Fund actually represents the sale of shares of one Fund and the purchase of shares in another, which may produce a capital gain or loss for tax purposes. A transfer of shares between classes of the same Fund generally is not considered a taxable transaction, although it may give rise to tax reporting requirements for certain significant shareholders in the year of the exchange as described in the SAI under “Federal Income Taxes - Special Tax Considerations -Transfers between Classes of a Single Fund.” All transactions are processed at the share price next calculated after receiving the instructions in good order (as described below), generally at the normally scheduled close of trading on the New York Stock Exchange (“NYSE”), typically 4:00 p.m. Eastern Time.

Wiring Instructions and Use of Checks

For wiring money to your account, you can obtain specific wire instructions by calling (800) 955-9988. In order to make your order effective, we must have your order in good form as described below. Please note a Fund and Shelton reserve the right to reject any purchase. Your purchase will be processed at the net asset value next calculated after your order has been received by the Fund’s agent. You will begin to earn dividends as of the first business day following the day of your purchase. All your purchases must be made in U.S. dollars, and checks must be drawn on banks located in the United States. We reserve the right to limit the number of investment checks processed at one time. If a check does not clear, we will cancel your purchase. You will be liable for any losses and fees incurred in connection with a check that does not clear for any reason, including insufficient funds. When you purchase by check, redemption proceeds will not be sent until we are satisfied that the investment has been collected (confirmation of clearance may take up to 15 days). Payments by check or other negotiable bank deposit will normally be effective within 2 business days for checks drawn on a member of the Federal Reserve System and longer for most other checks. You can wire federal funds from your bank or broker, which may charge you a fee. The Funds do not consider the U.S. Postal Service or other independent delivery services to be their agents. Therefore, deposit in the mail or with such delivery services does not constitute receipt by the Funds’ transfer agent or the Funds.

Purchasing Additional Shares

Make your check payable to the Fund in which you are investing, write your account number on the check, and mail your check with the deposit slip from your most recent statement to the address printed on your account statement. There is a \$100 minimum for subsequent investments. After setting up your online account, you may obtain a history of transactions for your account(s) by accessing our website at www.sheltoncap.com.

Automatic Investment Plan

Using the Funds' Automatic Investment Plan, or AIP, you may arrange to make additional purchases automatically by electronic funds transfer ("EFT") from your checking or savings account. Your bank must be a member of the Automated Clearing House. You can terminate the program with ten days written notice. There is no fee to participate in this program, however, a service fee of \$25.00 will be deducted from your account for any AIP purchase that does not clear due to insufficient funds, or if prior to notifying the Funds in writing or by telephone to terminate the plan, you close your bank account or take other action in any manner that prevents withdrawal of the funds from the designated checking or savings account. Investors may enroll on our website or by calling the Funds and obtaining a paper form. The share prices of the Funds are subject to fluctuations. Before undertaking any plan for systematic investment, you should keep in mind that such a program does not assure a profit or protect against a loss. We reserve the right to suspend the offering of shares of any of the Funds for a period of time and to reject any specific purchase order in whole or in part. The Funds do not send individual transaction confirmations to individuals participating in an automatic investment plan. You will receive a quarterly statement of all transactions occurring during the most recent calendar quarter.

How Fund Shares are Priced

The share price (net asset value per share or NAV) for a Fund is normally calculated as of the scheduled close of trading on NYSE, generally 4:00 p.m. Eastern Time, each day that the NYSE is open for business. The NAV is calculated by dividing Fund net assets (i.e. total assets minus total liabilities) by the number of shares outstanding. For purposes of determining the NAV, security transactions are normally recorded one business day after the trade date. If the NYSE is unexpectedly closed due to weather or other extenuating circumstances on a day it would normally be open for business, or if the NYSE has an unscheduled early closing, the Funds reserve the right to accept purchase and redemption orders and calculate their share price as of the normally scheduled close of regular trading on the NYSE for that day. If a Fund's authorized agent receives your request in good order (as described below) before the time as of which a Fund prices its shares (generally the normally scheduled close of trading on the NYSE, at 4:00 p.m. Eastern Time), your transactions will be priced at that day's NAV. If your request is received after such time, it will be priced at the next business day's NAV. A Fund cannot accept orders that request a particular day or price for your transaction or any other special conditions. The time at which transactions and shares are priced and the time until which orders are accepted may be changed in case of an emergency or if the NYSE closes at a time other than 4:00 p.m. Eastern Time. Some securities may be listed on foreign exchanges that are open on days (such as U.S. holidays) when the Funds do not calculate their NAVs. This could cause the value of a Fund's portfolio investments to be affected by trading on days when you cannot buy or sell shares. For purposes of calculating the NAV, portfolio holdings for which market quotations are readily available are valued at market value. Listed securities, for example, are generally valued using the official quoted close price or the last sale on the exchange that is determined to be the primary market for the security. Other portfolio holdings, such as debt securities, certain preferred stocks, and derivatives traded over the counter, are valued using prices received from independent pricing services which utilize dealer quotes, recent transaction data, pricing models, and other inputs to arrive at market-based valuations. Pricing models may consider quoted prices for similar securities, interest rates, cash flows (including prepayment speeds), and credit risk. Exchange-traded derivatives are generally valued at the settlement price determined by the relevant exchange and centrally cleared derivatives are generally valued at the price determined by the relevant clearing house. Short-term securities with less than 60 days to maturity may be valued at amortized cost if amortized cost approximates current value. Mutual funds are valued at their respective net asset values. Security values are not discounted based on the size of the Fund's position and may differ from the value a Fund receives upon the sale of the securities. If market quotations are not readily available or if normal valuation procedures produce valuations that are deemed unreliable or inappropriate under the circumstances existing at the time, the investment will be valued at fair value as determined in good faith by or under the direction of the Funds' Board. The Board has appointed Shelton Capital Management to serve as the Funds' "valuation designee" to make fair value determinations in accordance with the Funds' Valuation Policies ("Valuation Policies"), subject to Board oversight.

Shelton Capital Management has established a Pricing Committee to fulfill its obligations as the Funds' valuation designee. The Pricing Committee is responsible for implementing the Valuation Policies, including determining the fair value of securities and other investments when necessary. The Pricing Committee considers relevant indications of value that are reasonably available to it in determining the fair value assigned to a particular security, such as the value of similar financial instruments, trading volumes, contractual restrictions on disposition, related corporate actions, and changes in economic conditions. As trading in securities on most foreign exchanges is normally completed before the close of the NYSE, the value of non-U.S. securities can change by the time the Fund calculates its NAV. Valuing securities through a fair value determination involves greater reliance on judgment than valuation of securities based on readily available market quotations. In some instances, lack of information and uncertainty as to the significance of information may lead to a conclusion that a prior valuation is the best indication of a security's value. When fair value pricing is employed, the prices of securities used by a Fund to calculate its NAV may differ from quoted or published prices for the same securities.

Payments to Broker-Dealers and other Financial Intermediaries. If you purchase a Fund through an employee benefit plan, the Fund, Shelton Capital Management or related entities may make payments to the recordkeeper, broker/dealer, bank, or other financial institution or organization (each a “Financial Intermediary”) that provides shareholder recordkeeping or other administrative services to the plan as compensation for those services. These payments may create a conflict of interest by influencing your Financial Intermediary to recommend the Fund over other mutual funds or investments. You should ask your financial intermediary about differing and divergent interests and how it is compensated for administering your Fund investment.

How to Sell Shares

You may redeem all or a portion of your shares on any business day that the Funds are open for business by mail, telephone or our website (www.sheltoncap.com). You may receive the redemption by wire, electronic funds transfer or check. The sale price of your shares will be the Fund’s next determined net asset value after the Fund’s transfer agent, or an authorized agent or sub-agent receives all required documents in good order as further described below. If you have questions or need assistance, you may call client services for SCM Trust at (800) 955-9988 during normal business hours (generally 8:00 a.m. to 5:00 p.m. Mountain Time).

Your shares will be redeemed at the net asset value next calculated (after the close of the NYSE which is 4:00 p.m. Eastern Time) after the Fund’s agent has received your redemption request in good order (as described below). Remember that a Fund may hold redemption proceeds until we are satisfied that we have collected the purchase price for any shares purchased by check. To avoid possible delays, which could be up to 15 days, you should consider making your investment by wire, following the instructions as described in the section titled “Wire Instructions” in this Prospectus.

By Mail

If you have not elected telephone redemption or transfer privileges, you must send a letter of instruction. Additionally, if the check is to be made payable to a third-party or sent to an address other than the address of record, you must obtain a “medallion signature guarantee” on the letter of instruction. The letter of instruction must specify (i) the name of the Fund, (ii) the number of shares to be sold and/or the dollar amount, (iii) your name(s), and (iv) your account number(s). The letter of instruction is to be mailed to the Funds’ offices. If you have additional questions, please contact us at (800) 955-9988. The Funds’ Transfer Agent requires that each individual’s signature(s) appearing on a redemption request be guaranteed by an eligible signature guarantor such as a commercial bank, broker-dealer, credit union, securities exchange or association, clearing agency or savings association. This policy is designed to protect shareholders who do not elect telephone privileges on their accounts.

By Exchange

You must meet the minimum investment requirement of the Fund into which you are exchanging. You can only exchange between accounts with identical account registrations. Same day exchanges are accepted until market close, normally 4:00 p.m. Eastern Time.

By Wire

You must have applied for the wire feature on your account. We will notify you when this feature is active, and you may then make wire redemptions by calling us before 4:00 p.m. Eastern Time (1:00 p.m., Pacific Time). This means your money will be wired to your bank the next business day.

By Electronic Funds Transfer

You must have applied for the EFT withdrawal feature on your account. Typically, money sent by EFT will be sent to your bank within three business days after the sales of your securities. There is no fee for this service.

Online

You can sell shares in a regular account by accessing our website at www.sheltoncap.com. You may not buy or sell shares in a retirement account using our online feature. If you have recently added banking information or changed your address online, there is a 15-day delay from the date of the change to when the redemption will be sent out.

By Telephone

You must have telephone privileges set up in advance of any transaction on your account. Provide the name of the Fund from which you are redeeming shares, the exact name in which your account is registered, your account number, the required identification information and the number of shares or dollar amount that you wish to redeem. Unless you submit an account enrollment form that indicates that you have declined telephone and/or online exchange privileges, you agree, by signing your account enrollment form, to authorize and direct the Funds to accept and act upon telephone, online and fax instructions for exchanges involving your account or any other account with the same registration. The Funds employ reasonable procedures in an effort to confirm the authenticity of your instructions. These procedures will require a redeeming shareholder to give a special authorization number or password. Provided these procedures are followed, you further agree that neither the Funds nor the Funds’ agent will be responsible for any loss, damage, cost or expense arising out of any instructions received for an account. You should realize that by electing the telephone privileges and online access options, you may be giving up a measure of security that you might otherwise have if you were to exchange your shares in writing. For reasons involving the security of your account, telephone transactions may be recorded.

Systematic Withdrawal Plan

If you own shares of a Fund with a value of \$10,000 or more, you may establish a Systematic Withdrawal Plan. You may receive monthly or quarterly payments in amounts of not less than \$100 per payment. Details of this plan may be obtained by calling the Funds at (800) 955-9988.

Other Redemption Policies

Payment of Redemption Proceeds: The Trust is committed to pay in cash all requests for redemption by any shareholder of record, limited in amount, however, during any 90-day period to the lesser of \$250,000 or 1% of the value of the applicable Fund's net assets at the beginning of such period. Such commitment is irrevocable without the prior approval of the SEC.

Redemption-in-Kind: In the case of requests for redemption in excess of such amounts, the Trustees reserve the right to make payments in whole or in part in securities or other assets of the Fund from which the shareholder is redeeming. Such payments-in-kind might be made, for example, in case of stressed market conditions, or if the payment of such a redemption in cash would be detrimental to the existing shareholders of that Fund or the Trust. In such circumstances, the securities distributed would be valued at the price used to compute such Fund's net asset value (and will generally represent pro-rata slices of the portfolio). Should a Fund do so, a shareholder would likely incur transaction fees in converting the securities to cash. However, a Fund could be practically limited in its ability to redeem shares in-kind due to logistical or other issues.

Redemption Methods Available: Generally, a Fund expects to pay redemption proceeds in cash. To do so, a Fund typically expects to satisfy redemption requests either by using available cash (or cash equivalents) or by selling portfolio securities. These methods may be used during both normal and stressed market conditions.

Retirement Plan Redemptions: Retirement Plan shareholders should complete a Rollover Distribution Election Form in order to sell shares of the Funds so that the sale is treated properly for tax purposes. Once your shares are redeemed, the Fund will normally mail you the proceeds on the next business day, but within no later than 7 business days. When the markets are closed (or when trading is restricted) for any reason other than its customary weekend or holiday closing, or under any emergency circumstances as determined by the SEC to merit such action, we may suspend redemption or postpone payment dates.

Low Balance Accounts: If you want to keep your account(s) open, please be sure that the value of your account does not fall below \$1,000 due to redemptions. Shelton may elect to close an account that falls below the minimum and mail you the proceeds to the address of record. We will give you 30 days written notice that your account(s) will be closed unless you make an investment to increase your account balance(s) to the \$1,000. If you close your account, any accrued dividends will be paid as part of your redemption proceeds. The share prices of the Funds will fluctuate, and you may receive more or less than your original investment when you redeem your shares.

Other Important Policies Related to Buying and Selling Shares

Good Order. Good order means that the request includes:

- Fund name and account number;
- Amount of the transaction in dollars or shares; (if redemption is requested by internet or mail, the amount of the transaction may be stated in percentage terms);
- Signatures of all owners exactly as registered on the account (for written requests);
- Medallion Signature Guarantee, if required (see Medallion Signature Guarantees); and
- Any supporting legal documentation that may be required.
- Clear and actionable instructions to the Fund as applicable

Note: for corporate/institutional accounts only, the required signature(s) must be either (1) Medallion-guaranteed and clearly indicate the capacity of the signer to act for the corporation or institution or (2) that of an authorized signatory as indicated by the account records.

Medallion Signature Guarantees. You will need to have your signature Medallion guaranteed in certain situations, including but not limited to:

- Sending redemption proceeds to any person, address, or bank account not on record; and
- Transferring redemption proceeds to a SCM Trust account with a different registration (name/ownership) from yours; and
- Changes to account ownership, signature authority or registration.

A Medallion Signature Guarantee may be obtained from a domestic bank or trust company, broker, dealer, clearing agency, savings association, or other financial institution which participates in a Medallion program recognized by the Securities Transfer Association. Signature guarantees from financial institutions which do not participate in a Medallion program will not be accepted. A notary public cannot provide Medallion Signature Guarantees.

Keep in mind the following important policies:

- A Fund may take up to 7 business days to pay redemption proceeds.
- If your shares were purchased by check, the Fund will not release your redemption proceeds until payment of the check can be verified which may take up to 15 days.
- Exchange purchases must meet the minimum investment amounts of the Fund you are purchasing.
- You must obtain and read the Prospectus for the Fund you are buying prior to making the exchange.
- If you have not selected the convenient exchange privileges on your original account application, you must provide a medallion signature guaranteed letter of instruction to the Fund, directing any changes in your account.
- The Funds may refuse any purchase or exchange purchase transaction for any reason.
- Each signature on a request for redemption or account registration change must be medallion signature guaranteed separately.
- All share activity is subject to federal and state rules and regulations. These are in place to prevent, among other things, money laundering and other illegal movements of money.

THE FUNDS AND SHELTON RESERVE CERTAIN RIGHTS, INCLUDING THE FOLLOWING:

- To automatically redeem your shares if your account balance falls below the minimum balance due to the sale of shares.
- To modify or terminate the exchange privilege on 60 days written notice.
- To refuse any purchase or exchange purchase order.
- To change or waive a Fund's minimum investment amount.
- To suspend the right to redeem shares, and delay sending proceeds, during times when trading on the principal markets for the Funds are restricted or halted, or otherwise as permitted by the SEC.
- To withdraw or suspend any part of the offering made by this Prospectus.
- To automatically redeem your shares if you fail to provide all required enrollment information and documentation.

Other Policies

Tax-Saving Retirement Plans

We can set up your new account in a Fund under one of several tax-sheltered plans. The following plans let you save for your retirement and shelter your investment earnings from current income taxes: (1) *IRAs/Roth IRAs*: You can also make investments in the name of your spouse if your spouse has no earned income. (2) *SIMPLE, SEP, 401(k)/Profit-Sharing and Money-Purchase Plans (Keogh)*: Open to corporations, self-employed people and partnerships, to benefit themselves and their employees. (3) *403(b) Plans*. Open to eligible employees of certain states and non-profit organizations. Each IRA is subject to an annual custodial fee of \$10.00 per social security number. The annual custodial fee will be waived for IRAs with a balance greater than \$10,000. The Funds reserve the right to change, modify or eliminate this waiver at any time. We can provide you with complete information on any of these plans, including information that discusses benefits, provisions and fees.

Cash Distributions

Unless you otherwise indicate on the account application, we will reinvest all dividends and capital gains distributions back into your account. You may indicate on the application that you wish to receive either income dividends or capital gains distributions in cash. EFT is available to those investors who would like their dividends electronically transferred to their bank accounts. For those investors who do not request this feature, dividend checks will be mailed via regular mail. If you elect to receive distributions by mail and the U.S. Postal Service cannot deliver your checks or if the checks remain uncashed for six months or more, we will void the checks and reinvest your money in your account at the then current net asset value and reinvest your subsequent distributions.

Statements and Reports

Shareholders of the Funds will receive statements at least quarterly and after every transaction (other than AIP transactions) that affects their share balance and/or account registration. Shareholders receiving paper statements may be required to pay an account fee of \$25. A statement with tax information will be mailed to you by January 31 of each year, a copy of which will be filed with the IRS if it reflects any taxable distributions. Twice a year you will receive our financial statements, at least one of which will be audited. The account statements you receive will show the total number of shares you own and a current market value. You may rely on these statements in lieu of share certificates which are not necessary and are not issued. You should keep your statements to assist in record keeping and tax calculations. We pay for regular reporting services, but not for special services. Special services would include a request for a historical transcript of an account. You may be required to pay a separate fee for these special services. As an alternative to requesting special services, you can establish an online account. Once the online account is established, you may also obtain a transaction history for your account(s) by accessing our website at www.sheltoncap.com.

Consolidated Mailings & Householding

Consolidated statements offer convenience to investors by summarizing account information and reducing unnecessary mail. We send these statements to all shareholders unless shareholders specifically request otherwise. These statements include a summary of all funds held by each shareholder as identified by the first line of registration, social security number and zip code. Householding refers to the practice of mailing one Prospectus, Annual Report and Semi-Annual Report to each home for all household investors. If you would like extra copies of these reports, please download a copy from www.sheltoncap.com or call the Funds at (800) 955-9988. If you would like to elect out of household-based mailings or to receive a complimentary copy of the current SAI, annual or semi-annual report, please call Shelton or write to the Secretary of the Funds at 1125 17th Street, Suite 2550, Denver, CO 80202.

Electronic Delivery of Documents

You may sign up for electronic statements online or by calling shareholder services at (800) 955-9988. If you sign up over the telephone, a temporary password will be issued to you and you must reset the password to secure your account and access.

Financial Intermediaries

You may purchase or sell Fund shares through a financial intermediary, which may charge you a fee for this service and may require different minimum initial and subsequent investments than the Funds. Financial intermediaries may also impose other charges or restrictions different from those applicable to shareholders who invest in the Funds directly. In addition, a broker may charge a commission to its customers on transactions in Fund shares, provided the broker acts solely on an agency basis for its customer and does not receive any distribution-related payment in connection with the transaction. Shareholders who are customers of financial intermediaries or participants in programs serviced by them should contact the financial intermediaries for additional information. A financial intermediary may be the shareholder of record of your shares. The Funds, Shelton Capital Management, Ultimus Fund Solutions, and each of their respective directors, trustees, officers, employees, and agents are not responsible for the failure of any financial intermediary to carry out its obligations to its customers.

Shelton Capital Management, out of its own resources, and without additional cost to the Funds or their shareholders, may provide additional cash payments or non-cash compensation to financial intermediaries who sell shares of the Funds. Such payments and compensation are in addition to service fees paid by the Funds. These additional cash payments are generally made to intermediaries that provide shareholder servicing, marketing support and/or access to sales meetings, sales representatives and management representatives of the intermediary. Cash compensation may also be paid to financial intermediaries for the inclusion of the Funds on the sales list, including a preferred or select sales list, in other sales programs or as an expense reimbursement in cases where the intermediary provides shareholder services to Fund shareholders.

Risks of Frequent Trading in Fund Shares

The Funds are intended for long-term investment purposes and not for market timing or excessive short-term trading. Frequent trading of significant portions of a Fund's shares may adversely affect Fund performance and therefore, the interests of long-term investors. Volatility in portfolio cash balances resulting from excessive purchases or sales or exchanges of Fund shares, especially involving large dollar amounts, may disrupt efficient portfolio management and make it difficult to implement long-term investment strategies. In particular, frequent trading of Fund shares may:

- Cause a Fund to keep more assets in money market instruments or other very liquid holdings than it would otherwise like, causing the Fund to miss out on gains in a rising market, or
- Force a Fund to sell some of its investments sooner than it would otherwise like in order to honor redemptions, and
- Increase brokerage commissions and other portfolio transaction expenses if securities are constantly being bought and sold by the Fund as assets and move in and out.

To the extent any fund significantly invests in illiquid or restricted securities, such as high-yield bonds or small-cap equity securities, because these securities are often infrequently traded, investors may seek to trade Fund shares in an effort to benefit from their understanding of the value of these securities.

Procedures to Limit Short-Term Trading in Fund Shares

The Funds have adopted policies and procedures designed to discourage short-term trading. Although market-timing can take place in many forms, the Funds generally define a market-timing account as an account that habitually redeems or exchanges Fund shares in an effort to profit from short-term movements in the price of securities held by the Funds. The Board has adopted policies and procedures with respect to the Funds that seek to eliminate such purchases and have taken steps that it believes to be reasonable to discourage such activity. The Funds' frequent trading policies and procedures seek to identify frequent trading by monitoring purchase and redemption activities in each Fund over certain periodic intervals and above certain dollar thresholds. The policies include communicating with relevant shareholders or financial intermediaries, and placing restrictions on share transactions, when deemed appropriate by the Fund. The Fund reserves the right to reject any purchase order. While the Funds make efforts to identify and restrict frequent trading that could impact the management of a Fund, the Funds receive purchase and sales orders through financial intermediaries and cannot always know or detect frequent trading that may be facilitated by the use of intermediaries or by the use of combined or omnibus accounts by those intermediaries. If a shareholder, in the opinion of a Fund, continues to attempt to use the Fund for market-timing strategies after being notified by the Fund or its agent, the account(s) of that shareholder may be closed to new purchases and exchange privileges may be suspended. Additionally, if any transaction is deemed to have the potential to adversely impact a Fund, the Fund has certain rights listed and detailed later in this prospectus.

The application of the Funds' excessive trading policies involves judgments that are inherently subjective and involve some selectivity in their application. The Funds, however, seek to make judgments that are consistent with the interests of the Funds' shareholders. No matter how the Funds define excessive trading, other purchases and sales of Fund shares may have adverse effects on the management of a Fund's portfolio and its performance. Additionally, due to the complexity and subjectivity involved in identifying excessive trading and the volume of Fund shareholder transactions, there can be no guarantee that the Funds will be able to identify violations of the excessive trading policy or to reduce or eliminate all detrimental effects of excessive trading.

The restrictions above may not apply to shares held in omnibus accounts for which the Funds do not receive sufficient transactional detail to enforce such restrictions.

Identity Verification Procedures Notice

The USA PATRIOT Act requires financial institutions, including mutual funds, to adopt certain policies and programs to prevent money-laundering activities, including procedures to verify the identity of customers opening new accounts. When completing the account application, you will be required to supply the Funds with your taxpayer identification number and other information the Fund considers appropriate to assist the Funds in verifying your identity. Until such verification is made, the Funds may temporarily limit additional share purchases. In addition, the Funds may limit additional share purchases or close an account if it is unable to verify a customer's identity. As required by law, the Funds may employ various procedures to ensure that the information supplied by you is correct. These procedures may incorporate comparing the information provided to fraud databases or requesting additional information or documentation from you. Your information will be handled by us as discussed in our privacy statement below.

Disclosure of Portfolio Holdings

The Funds' portfolio holdings are made available semi-annually in shareholder reports within 60 days after the close of the period for which the report is being made, as required by federal securities laws. The Funds also file monthly portfolio holdings on Form N-PORT on a quarterly basis, with the schedule of portfolio holdings filed on Form N-PORT for the third month of each Fund's fiscal quarter made publicly available 60 days after the end of the Funds' fiscal quarter.

Shareholders will receive portfolio holdings information via annual and semi-annual reports, which will be mailed to shareholders and posted on the Funds' website. Portfolio holdings will be made available by Ultimus Fund Solutions, the Trust's service provider, ten business day after month-end by releasing the information to ratings agencies. A more complete description of the Funds' policies and procedures with respect to the disclosure of the Funds' portfolio securities is available in the Funds' SAI.

Dividends and Federal Income Taxes

Dividends. Any investment in the Funds typically involves several tax considerations. The information below is meant as a general summary for U.S. citizens and residents. Because your situation may be different, it is important that you consult your tax advisor about the tax implications of your investment in any of the Funds. As a shareholder, you are entitled to your share of the dividends your Fund earns. Each Fund distributes substantially all of its dividends quarterly with the exception of Shelton International Select Equity and Shelton Emerging Markets Fund, each of which distributes annually. For quarterly distributions, shareholders of record on the second to last business day of the quarter will receive the dividends. For annual distributions, shareholders of record on the second to last business day of the month will receive the dividends. Capital gains are generally paid on the last day of November, to shareholders of record on the second to last business day of November of each year. At the beginning of each year, shareholders are provided with information detailing the tax status of any dividend the Funds have paid during the previous year. After every distribution, the value of a Fund share drops by the amount of the distribution. If you purchase shares of one of the Funds before the record date of a distribution and elect to have distributions paid to you in cash, you will pay the full price for the shares and then receive some portion of that price back in the form of a taxable distribution. This is sometimes referred to as buying a dividend.

Federal Income Taxes. Except where otherwise noted, discussion only addresses the U.S. federal income tax consequences of an investment in a Fund for U.S. persons and does not address any foreign tax consequences or, except where specifically noted, any state or local tax consequences. For purposes of this discussion, U.S. persons are:

- (i) U.S. citizens or residents;
- (ii) U.S. corporations;
- (iii) an estate whose income is subject to U.S. federal income taxation regardless of its source; or

- (iv) a trust, if a court within the United States is able to exercise primary supervision over its administration and one or more U.S. persons have the authority to control all of its substantial decisions, or if the trust has a valid election in effect under applicable Treasury regulations to be treated as a U.S. person.

This discussion does not address issues of significance to U.S. persons in special situations such as (i) certain types of tax-exempt organizations, (ii) shareholders holding shares through tax-advantaged accounts (such as 401(k) plan accounts or individual retirement accounts), (iii) shareholders holding investments through foreign institutions (financial and non-financial) or through foreign accounts, (iv) financial institutions, (v) broker-dealers, (vi) entities not organized under the laws of the United States or a political subdivision thereof, (vii) shareholders holding shares as part of a hedge, straddle or conversion transaction, (viii) shareholders who are subject to the U.S. federal alternative minimum tax or the U.S. federal corporate alternative minimum tax, and (ix) insurance companies. If an entity treated as a pass-through entity for U.S. federal income tax purposes (including an entity classified as a partnership or S corporation for federal income tax purposes) is a beneficial owner of shares, the tax treatment of an owner in the pass-through entity will generally depend upon the status of the owner and the activities of the entity. For further information regarding the U.S. federal income tax consequences of an investment in a Fund, investors should see the SAI under “Federal Income Taxes-Taxation of the Funds.”

Each Fund intends to meet all requirements under Subchapter M of the Internal Revenue Code of 1986, as amended (the “Code”) necessary to qualify for treatment as a “regulated investment company” (RIC) and thus does not expect to pay any U.S. federal income tax on income and capital gains distributed to shareholders. The Funds also intend to meet certain distribution requirements such that the Fund is not subject to U.S. federal income tax in general. This discussion assumes that the Funds will qualify under Subchapter M of the Code as RICs and will satisfy such distribution requirements. There can be no guarantee that this assumption will be correct.

Taxation of Fund Distributions

For U.S. federal income tax purposes, shareholders of a Fund are generally subject to taxation based on the underlying character of the income and gain recognized by the Fund and distributed to the shareholders.

Distributions of net capital gains that are properly designated by a Fund as capital gain dividends (“capital gain dividends”) will be taxable to shareholders as long-term capital gains. Generally, distributions of earnings derived from ordinary income and short-term capital gains will be taxable as ordinary income. Certain distributions from a Fund may be “qualified dividend income,” which will be taxed to individuals and other non-corporate shareholders at favorable rates so long as certain holding period and other requirements are met. Corporate shareholders may be able to take a 50% dividends-received deduction for a portion of the dividends they receive from a Fund, to the extent such dividends are received by the Fund from a domestic corporation and to the extent a portion of interest paid or accrued on certain high yield discount obligations owned by the Fund are treated as dividends, subject to certain holding period requirements and debt financing limitations.

A Fund will realize long-term capital gains when it sells or redeems a security that it has owned for more than one year and when it receives capital gain distributions, from exchange-traded funds (“ETFs”) in which the Fund invests. The Fund will realize short-term capital gains from the sale of investments that the Fund owned for one year or less. The Fund may realize ordinary income from distributions from ETFs, from foreign currency gains, from interest on indebtedness owned by the Fund, and from other sources.

Some of the Fund’s investments, such as certain option transactions in so-called, foreign currency contracts, certain futures transactions, may be “section 1256 contracts.” Section 1256 contracts owned by a Fund generally will be treated for income tax purposes as if sold for their fair market values (i.e., “marked to market”) on an annual basis, and resulting gains or losses generally will be treated as sixty percent long-term capital gains or losses and forty percent short-term capital gains or losses.

If a Fund invests in stock of an issuer that qualifies as a real estate investment trust (“REIT”) for U.S. income tax purposes, it may be eligible to pay “section 199A dividends” to its shareholders with respect to qualified dividends received by it from its investment in REITs. Dividends that are eligible to be treated as section 199A dividends for a taxable year may not exceed the “qualified REIT dividends” received by the Fund from REITs for the year reduced by allocable expenses. Section 199A dividends may be taxed to individual and other noncorporate shareholders for a taxable year beginning before 2026 at a reduced effective federal income tax rate, provided that the shareholder receiving the dividends satisfies certain holding period requirements for the shareholder’s Fund shares and satisfies certain other conditions. For more information, see the discussion in the SAI under “FEDERAL INCOME TAXES-Special Tax Considerations – Real Estate Investment Trusts.”

Distributions of a Fund's earnings (except exempt-interest dividends) are taxable whether a shareholder receives them in cash or reinvests them in additional shares. A dividend or distribution made shortly after a shareholder purchases shares of a Fund will be taxable even though such distribution is in effect a return of capital. An investor can avoid this result by investing after a Fund has paid a dividend.

Exempt-Interest Dividends

The Tactical Credit Fund will invest in tax-exempt municipal bonds among other investments. The Fund anticipates that most of its dividends derived from municipal securities may be "exempt-interest" dividends, which are exempt from federal income taxes. The Fund will qualify to pay exempt-interest dividends only if, at the close of each quarter of the Fund's taxable year, at least 50 percent of the value of the total assets of the Fund consists of obligations described in Section 103(a) of the Code (generally, state or local bonds).

However, some dividends of earnings from the Tactical Credit Fund's municipal securities will be taxable, such as dividends that are attributable to "market discount" on bonds that are acquired at a "market discount" and distributions of short-term and long-term capital gains. In addition, distributions by Fund of earnings from sources other than municipal bonds generally will be taxable to shareholders.

Because the Tactical Credit Fund may distribute exempt-interest dividends, interest on indebtedness incurred by shareholders to purchase or carry shares in the Fund will not be deductible for U.S. federal income tax purposes to the extent attributable to exempt-interest dividends. The portion of such interest disallowed as deductions will generally be equal to the total amount of the interest times the ratio of exempt-interest dividends to total dividends distributed by the Fund in respect to such shares.

A portion of the exempt-interest dividends paid by the Tactical Credit Fund may constitute an item of tax preferences for purposes of determining a shareholder's federal alternative minimum tax liability. Exempt-interest dividends will also be considered along with other adjusted gross income in determining whether any Social Security or retirement payments received by a shareholder are subject to federal income taxes.

If a shareholder receives exempt-interest dividends on any shares held for six months or less, any loss on the sale or exchange of the shares will generally be disallowed to the extent of such exempt-interest dividends.

Sale or Redemption of Fund Shares

A shareholder who sells or redeems shares of a Fund generally will recognize a gain or a loss equal to the difference between the amount received in the redemption (net of any applicable redemption fees) and the shareholder's aggregate adjusted basis in the shares sold or redeemed.

Any capital gain or loss realized upon the sale or redemption of shares of a Fund is generally treated as long-term capital gain or loss if the shares have been held for more than one year and as a short-term capital gain or loss if the shares have been held for one year or less. The deductibility of capital losses is subject to significant limitations. In certain situations, a loss on the sale or redemption of shares held for six months or less will be a long-term loss. For more information, see the SAI under "Federal Income Taxes-Sale or Redemption of Shares."

Any loss realized on a disposition of shares of a Fund may be disallowed under "wash sale" rules to the extent that the shares disposed of are replaced with other substantially identical shares of the same Fund within a period of 61 days beginning 30 days before the shares are disposed of, such as pursuant to a dividend reinvestment in shares of a Fund. Persons redeeming shares should consult their tax advisor with respect to whether the wash sale rules apply and when such a loss might be deductible.

Taxation of Certain Investments

A Fund's investments in foreign securities may be subject to foreign withholding or other taxes, which would reduce a Fund's yield on those securities. Shareholders generally will not be entitled to claim a foreign tax credit or deduction with respect to foreign taxes paid by a Fund, although it is possible that Fund may be able to elect to pass through foreign tax credits or deductions to its shareholders. The Funds make no assurances regarding their ability or willingness to so elect. In addition, a Fund's investments in foreign securities or foreign currencies may increase or accelerate the Fund's recognition of ordinary income and may affect the timing or amount of the Fund's distributions. For more information, see the SAI under "Federal Income Taxes-Special Tax Considerations."

The Funds may, at times, buy debt obligations that are newly issued at a discount from their stated redemption price at maturity. For U.S. federal income tax purposes, any original issue discount inherent in such investments will be included in a Fund's ordinary income as such income accrues over the life of the instrument. Even though payment of that amount may not be received until a later time and will be subject to the risk of nonpayment, it will be distributed to shareholders as taxable dividends (unless they qualify as exempt-interest dividends). The Funds may also buy debt obligations in the secondary market that are treated as having market discount. Generally, gain recognized on the disposition of such an investment is taxed as ordinary income for U.S. federal income tax purposes to the extent of the accrued market discount, but a Fund may elect instead to currently include the amount of market discount as ordinary income over the term of the investment.

The Funds may also buy debt obligations in the secondary market that are treated as having market discount. Generally, gain recognized on the disposition of such an investment is taxed as ordinary income for U.S. federal income tax purposes to the extent of the accrued market discount, but a Fund may elect instead to currently include the amount of market discount as ordinary income over the term of the investment.

A Fund's investments in certain mortgage-backed securities, asset-backed securities and derivatives may also cause the Fund to recognize taxable income in excess of the cash generated by such obligations. Thus, the Fund could be required at times to liquidate other investments in order to satisfy its distribution requirements, potentially increasing the amount of capital gain dividends made to shareholders.

Surtax on Net Investment Income

A 3.8% surtax applies to net investment income of an individual taxpayer, and on the undistributed net investment income of a trust or estate, to the extent that the taxpayer's gross income (as adjusted) exceeds certain amounts. Net investment income generally includes distributions paid by a Fund (except exempt-interest dividends) and capital gains from the sale or exchange of Fund shares. For information regarding the surtax on net investment income, see the SAI under "Federal Income Taxes-Surtax on Net Investment Income."

Backup Withholding

The Funds are required in certain circumstances to apply backup withholding on taxable dividends, redemption proceeds and certain other payments (but not exempt-interest dividends) that are paid to any shareholder who (i) has failed to provide a correct taxpayer identification number, (ii) has been identified by the IRS as otherwise subject to backup withholding, or (iii) has failed to certify that the shareholder is a U.S. person not subject to backup withholding. The backup withholding tax rate is currently 24% for tax years beginning before 2026. For more information regarding backup withholding, see the SAI under "Federal Income Taxes-Backup Withholding."

For more information, see the SAI under "Federal Income Taxes." Investors should consult with their tax advisers regarding the U.S. federal, foreign, state and local tax consequences of an investment in the Funds.

Financial Highlights

The financial highlights table is intended to help you understand each Fund's performance for the past five fiscal years. Certain information reflects financial results of a single Fund share. The total returns in the table represent the rate that an investor would have earned (or lost) on an investment in the Fund (assuming reinvestment of all dividends and distributions). Beginning with the fiscal year ended December 31, 2021, this information has been audited by Cohen & Company, Ltd., the Funds' independent registered public accounting firm, whose report, along with the Funds' financial statements are included in the Annual Report, available upon request. For fiscal years prior to December 31, 2021, the Funds' financial information was audited by another auditor.

FINANCIAL HIGHLIGHTS
(FOR A SHARE OUTSTANDING THROUGHOUT EACH YEAR)

SHELTON EMERGING MARKETS FUND INSTITUTIONAL SHARES^(a)	Year Ended December 31, 2024	Year Ended December 31, 2023	Year Ended December 31, 2022	Year Ended December 31, 2021	Period Ended December 31, 2020^(b)	Year Ended September 30, 2020
Net asset value, beginning of year	\$ 17.53	\$ 16.76	\$ 19.86	\$ 20.09	\$ 15.33	\$ 14.82
INCOME FROM INVESTMENT OPERATIONS						
Net investment income/(loss) ^(c)	0.28	0.26	0.17	— ^(d)	(0.04)	0.01
Net gain/(loss) on securities (both realized and unrealized)	0.01	2.27	(3.02)	0.15	4.84	0.87
Total from investment operations	0.29	2.53	(2.85)	0.15	4.80	0.88
LESS DISTRIBUTIONS						
Dividends from net investment income	(0.70)	(0.22)	(0.25)	(0.38)	(0.04)	(0.37)
Distributions from capital gains	(0.31)	(1.54)	—	—	—	—
Total distributions	(1.01)	(1.76)	(0.25)	(0.38)	(0.04)	(0.37)
Net asset value, end of year or period	\$ 16.81	\$ 17.53	\$ 16.76	\$ 19.86	\$ 20.09	\$ 15.33
Total return	1.66%	15.43%	(14.33)%	0.77%	31.29% ^(e)	5.78%
RATIOS / SUPPLEMENTAL DATA						
Net assets, end of year (000s)	\$ 22,178	\$ 28,170	\$ 22,812	\$ 30,458	\$ 25,749	\$ 21,354
Ratio of expenses to average net assets:						
Before expense reimbursements	1.77%	1.70%	1.77%	1.58%	1.48% ^(f)	1.89%
After expense reimbursements ^(g)	1.29%	1.70%	1.77%	1.56%	1.48% ^(f)	1.61%
Ratio of net investment income/(loss) to average net assets						
Before expense reimbursements	1.09%	1.34%	1.00%	(0.04)%	(0.88)% ^(f)	(0.20)%
After expense reimbursements	1.57%	1.34%	1.00%	0.04%	(0.88)% ^(h)	0.08%
Portfolio turnover	78%	63%	49%	21%	27% ^(e)	58%
INVESTOR SHARES^(h)						
	Year Ended December 31, 2024	Year Ended December 31, 2023	Year Ended December 31, 2022	Year Ended December 31, 2021	Period Ended December 31, 2020^(b)	Year Ended September 30, 2020
Net asset value, beginning of year	\$ 17.31	\$ 16.53	\$ 19.64	\$ 19.92	\$ 15.20	\$ 14.73
INCOME FROM INVESTMENT OPERATIONS						
Net investment income/(loss) ^(c)	0.24	0.21	0.15	(0.05)	(0.05)	(0.01)
Net gain/(loss) on securities (both realized and unrealized)	0.00	2.24	(3.01)	0.15	4.81	0.84
Total from investment operations	0.24	2.45	(2.86)	0.10	4.76	0.83
LESS DISTRIBUTIONS						
Dividends from net investment income	(0.67)	(0.13)	(0.25)	(0.38)	(0.04)	(0.36)
Distributions from capital gains	(0.31)	(1.54)	—	—	—	—
Total distributions	(0.98)	(1.67)	(0.25)	(0.38)	(0.04)	(0.36)
Net asset value, end of year or period	\$ 16.57	\$ 17.31	\$ 16.53	\$ 19.64	\$ 19.92	\$ 15.20
Total return	1.41%	15.15%	(14.56)%	0.52%	31.29% ^(e)	5.48%
RATIOS / SUPPLEMENTAL DATA						
Net assets, end of year (000s)	\$ 1,120	\$ 1,306	\$ 914	\$ 1,260	\$ 1,588	\$ 1,432
Ratio of expenses to average net assets:						
Before expense reimbursements	2.02%	1.94%	2.03%	1.84%	1.73% ^(f)	2.54%
After expense reimbursements ^(g)	1.53%	1.94%	2.03%	1.81%	1.73% ^(f)	1.89%
Ratio of net investment income/(loss) to average net assets						
Before expense reimbursements	0.89%	1.08%	0.86%	(0.28)%	(1.12)% ^(f)	(0.74)%
After expense reimbursements	1.38%	1.08%	0.86%	(0.25)%	(1.12)% ^(f)	(0.08)%
Portfolio turnover	78%	63%	49%	21%	27% ^(f)	58%

(a) Information prior to the reorganization date of July 10, 2020 is that of the accounting and performance survivor, ICON Emerging Markets Fund - Class S.

- (b) Fund changed its fiscal year end from September 30 to December 31.
- (c) Calculated based upon average shares outstanding.
- (d) Amount less than \$(0.005).
- (e) Not annualized.
- (f) Annualized.
- (g) Effective for the year ended September 30, 2020 and thereafter, CCO Fees are not included in the expense limitation. For the year ended September 30, 2020, reorganization costs not included. For all years presented, interest expense, when applicable, is not included in the expense limitation.
- (h) Information prior to the reorganization date of July 10, 2020 is that of the accounting and performance survivor, ICON Emerging Markets Fund - Class A.

FINANCIAL HIGHLIGHTS
(FOR A SHARE OUTSTANDING THROUGHOUT EACH YEAR) (CONTINUED)

SHELTON INTERNATIONAL SELECT EQUITY FUND INSTITUTIONAL SHARES	Year Ended December 31, 2024	Year Ended December 31, 2023	Year Ended December 31, 2022	Year Ended December 31, 2021	Year Ended December 31, 2020
Net asset value, beginning of year	\$ 23.28	\$ 20.81	\$ 27.20	\$ 25.77	\$ 22.02
INCOME FROM INVESTMENT OPERATIONS					
Net investment income/(loss) ^(a)	0.43	0.37	0.47	0.16	0.12
Net gain/(loss) on securities (both realized and unrealized)	0.44	2.53	(5.72)	1.45	3.84
Total from investment operations	0.87	2.90	(5.25)	1.61	3.96
LESS DISTRIBUTIONS					
Dividends from net investment income	(0.86)	(0.43)	(1.14)	(0.18)	(0.21)
Distributions from return of capital	(0.01)	—	—	—	—
Distributions from capital gains	—	—	—	—	—
Total distributions	(0.87)	(0.43)	(1.14)	(0.18)	(0.21)
Redemption Fees	—	—	—	—	—
Net asset value, end of year	\$ 23.28	\$ 23.28	\$ 20.81	\$ 27.20	\$ 25.77
Total return	3.68%	13.97%	(19.29)%	6.23%	18.07%
RATIOS / SUPPLEMENTAL DATA					
Net assets, end of year or period (000s)	\$ 36,658	\$ 46,806	\$ 69,446	\$ 149,505	\$ 127,893
Ratio of expenses to average net assets:					
Before expense reimbursements	1.26%	1.18%	1.08%	0.99%	1.04%
After expense reimbursements	0.99%	0.98%	1.00%	0.99%	0.99%
Ratio of net investment income/(loss) to average net assets					
Before expense reimbursements	1.45%	1.44%	1.99%	0.61%	0.49%
After expense reimbursements	1.72%	1.64%	2.07%	0.61%	0.54%
Portfolio turnover	56%	55%	44%	46%	46%
INVESTOR SHARES	Year Ended December 31, 2024	Year Ended December 31, 2023	Year Ended December 31, 2022	Year Ended December 31, 2021	Year Ended December 31, 2020
Net asset value, beginning of year	\$ 22.58	\$ 20.21	\$ 27.04	\$ 25.62	\$ 21.91
INCOME FROM INVESTMENT OPERATIONS					
Net investment income/(loss) ^(a)	0.35	0.31	0.47	0.11	0.05
Net gain/(loss) on securities (both realized and unrealized)	0.43	2.45	(5.73)	1.42	3.80
Total from investment operations	0.78	2.76	(5.26)	1.53	3.85
LESS DISTRIBUTIONS					
Dividends from net investment income	(0.78)	(0.39)	(1.57)	(0.11)	(0.14)
Distributions from return of capital	(0.01)	—	—	—	—
Distributions from capital gains	—	—	—	—	—
Total distributions	(0.79)	(0.39)	(1.57)	(0.11)	(0.14)
Redemption Fees	—	—	—	—	—
Net asset value, end of year	\$ 22.57	\$ 22.58	\$ 20.21	\$ 27.04	\$ 25.62
Total return	3.45%	13.64%	(19.47)%	5.97%	17.64%
RATIOS / SUPPLEMENTAL DATA					
Net assets, end of year or period (000s)	\$ 3,857	\$ 5,078	\$ 6,657	\$ 30,219	\$ 15,863
Ratio of expenses to average net assets:					
Before expense reimbursements	1.50%	1.43%	1.33%	1.23%	1.29%
After expense reimbursements	1.24%	1.23%	1.25%	1.23%	1.24%
Ratio of net investment income/(loss) to average net assets					
Before expense reimbursements	1.19%	1.29%	1.96%	0.40%	0.19%
After expense reimbursements	1.46%	1.49%	2.04%	0.40%	0.24%
Portfolio turnover	56%	55%	44%	46%	46%

(a) Calculated based upon average shares outstanding.

FINANCIAL HIGHLIGHTS
(FOR A SHARE OUTSTANDING THROUGHOUT EACH YEAR) (CONTINUED)

SHELTON TACTICAL CREDIT FUND INSTITUTIONAL SHARES	Year Ended December 31, 2024	Year Ended December 31, 2023	Year Ended December 31, 2022	Year Ended December 31, 2021	Year Ended December 31, 2020
Net asset value, beginning of year	\$ 10.04	\$ 9.98	\$ 11.07	\$ 10.70	\$ 10.55
INCOME FROM INVESTMENT OPERATIONS					
Net investment income/(loss) (a)	0.55	0.50	0.28	0.23	0.40
Net gain/(loss) on securities (both realized and unrealized)	0.04	0.04 ^(b)	(1.08)	0.53	0.18
Total from investment operations	0.59	0.54	(0.80)	0.76	0.58
LESS DISTRIBUTIONS					
Dividends from net investment income	(0.53)	(0.48)	(0.27)	(0.39)	(0.43)
Distributions from return of capital	(0.01)	—	(0.02)	—	—
Distributions from capital gains	—	—	—	—	—
Total distributions	(0.54)	(0.48)	(0.29)	(0.39)	(0.43)
Redemption fees	—	—	—	—	—
Net asset value, end of year	\$ 10.09	\$ 10.04	\$ 9.98	\$ 11.07	\$ 10.70
Total return	5.93%	5.70%	(7.27)%	7.09%	5.89%
RATIOS / SUPPLEMENTAL DATA					
Net assets, end of year or period (000s)	\$ 33,316	\$ 28,041	\$ 32,821	\$ 50,232	\$ 40,473
Ratio of expenses to average net assets:					
Before expense reimbursements	1.61% ^(c)	1.83% ^(c)	1.86% ^(c)	2.13% ^(c)	3.45% ^(c)
After expense reimbursements	0.99% ^(c)	1.23% ^(c)	1.72% ^(c)	2.04% ^(c)	3.35% ^(c)
Ratio of net investment income/(loss) to average net assets					
Before expense reimbursements	4.91%	4.44%	2.54%	1.97%	3.83%
After expense reimbursements	5.52%	5.04%	2.68%	2.06%	3.93%
Portfolio turnover	111%	187%	63%	118%	249%

FINANCIAL HIGHLIGHTS
(FOR A SHARE OUTSTANDING THROUGHOUT EACH YEAR) (CONTINUED)

INVESTOR SHARES	Year Ended December 31, 2024	Year Ended December 31, 2023	Year Ended December 31, 2022	Year Ended December 31, 2021	Year Ended December 31, 2020
Net asset value, beginning of year	\$ 10.03	\$ 9.97	\$ 11.05	\$ 10.71	\$ 10.55
INCOME FROM INVESTMENT OPERATIONS					
Net investment income/(loss)					
(a)	0.54	0.47	0.25	0.21	0.36
Net gain/(loss) on securities (both realized and unrealized)	0.02	0.05 ^(b)	(1.07)	0.51	0.21
Total from investment operations	0.56	0.52	(0.82)	0.72	0.57
LESS DISTRIBUTIONS					
Dividends from net investment income	(0.52)	(0.46)	(0.24)	(0.38)	(0.41)
Distributions from return of capital	(0.01)	—	(0.02)	—	—
Distributions from capital gains	—	—	—	—	—
Total distributions	(0.53)	(0.46)	(0.26)	(0.38)	(0.41)
Redemption fees	—	—	—	—	—
Net asset value, end of year	\$ 10.06	\$ 10.03	\$ 9.97	\$ 11.05	\$ 10.71
 Total return	 5.67%	 5.43%	 (7.42)%	 6.75%	 5.77%
RATIOS / SUPPLEMENTAL DATA					
Net assets, end of year or period (000s)	\$ 2,505	\$ 3,123	\$ 3,523	\$ 4,556	\$ 6,510
Ratio of expenses to average net assets:					
Before expense reimbursements	1.86% ^(c)	2.13% ^(c)	2.11% ^(c)	2.41% ^(c)	3.70% ^(c)
After expense reimbursements	1.24% ^(c)	1.52% ^(c)	1.97% ^(c)	2.31% ^(c)	3.60% ^(c)
Ratio of net investment income/(loss) to average net assets					
Before expense reimbursements	4.65%	4.18%	2.29%	1.83%	3.51%
After expense reimbursements	5.27%	4.79%	2.43%	1.93%	3.61%
Portfolio turnover	111%	187%	63%	118%	249%

(a) Based on average shares outstanding for the period.

(b) Represents a balancing figure derived from other amounts in the financial highlights table that captures all other changes affecting net asset value per share. This per share amount does not correlate to the aggregate of the net realized unrealized losses on the Statements of Operations for the same period.

(c) If interest expense and dividends on securities sold short had been excluded, the expense ratios would have been lowered by 0.00% for the year ended December 31, 2024, 0.01% for the year ended December 31, 2023, 0.28% for the year ended December 31, 2022, 0.21% for the year ended December 31, 2021, and 1.93% for the year ended December 31, 2020, respectively.

Learn More

This Prospectus contains important information on the Funds and should be read and kept for future reference. You can also get more information from the following sources:

Annual and Semi-Annual Reports

Annual and semi-annual reports are automatically transmitted to all shareholders without charge. Additional information about each Fund's investments is available in the Funds' annual and semi-annual reports to shareholders and in Form N-CSR. In each Fund's Annual Report, you will find a discussion of the market conditions and investment strategies that significantly affected the Fund's performance during its last fiscal year. In Form N-CSR, you will find the Funds' annual and semi-annual financial statements. The December 31, 2024 [Annual Report](#) is incorporated by reference into this Prospectus, making it a legal part of the Prospectus.

Statement of Additional Information

The SAI includes more details about the Funds, including a detailed discussion of the risks associated with the various investments. The SAI is incorporated by reference into this Prospectus, making it a legal part of the Prospectus.

How to Obtain Additional Information

You may obtain a copy of the SAI, the Funds' annual and semi-annual reports to shareholders, and other information such as the Funds' financial statements, free of charge, by calling the Funds at (800) 955-9988, by accessing the Funds' website at www.sheltoncap.com, or by emailing the Funds at info@sheltoncap.com.

The Fund's reports and other information about the Funds are available on the EDGAR Database on the SEC's Internet site at <http://www.sec.gov>. Copies of this information may also be obtained, after paying a duplicating fee, by electronic request at the following e-mail address: publicinfo@sec.gov.

Investment Company Act File No.: 811-05617

Notice of Privacy Policy

FACTS	WHAT DO SHELTON CAPITAL MANAGEMENT AND SCM TRUST DO WITH YOUR PERSONAL INFORMATION?
WHY?	Financial companies choose how they share your personal information. Federal law gives consumers the right to limit some but not all sharing. Federal law also requires us to tell you how we collect, share, and protect your personal information. Please read this notice carefully to understand what we do.
WHAT?	The types of personal information we collect and share depend on the product or service you have with us. This information can include: <ul style="list-style-type: none">• Social Security number and account transactions• Account balances and transaction history• Wire transfer instructions
HOW?	All financial companies need to share customers' personal information to run their everyday business. In the section below, we list the reasons financial companies can share their customers' personal information; the reasons the Funds choose to share; and whether you can limit this sharing.

REASONS WE CAN SHARE YOUR PERSONAL INFORMATION	DO THE FUNDS	CAN YOU LIMIT THIS
For our everyday business purposes – such as to process your transactions, maintain your account(s), respond to court orders and legal investigations, or report to credit bureaus	Yes	No
For our marketing purposes – to offer Shelton products and services to you	Yes	No
For joint marketing with other financial companies	No	N/A
For our affiliates' everyday business purposes – information about your transactions and experiences	Yes	No
For our affiliates' everyday business purposes – information about your creditworthiness	No	N/A
For non-affiliates to market to you	No	N/A

WHO WE ARE	
Who is providing this notice?	SCM Trust

WHAT WE DO

How do the Funds protect my personal information?	To protect your personal information from unauthorized access and use, we use security measures that comply with federal law. These measures include computer safeguards and secured files and buildings.
---	---

How do the Funds collect my personal information?	We collect your personal information, for example, when you <ul style="list-style-type: none">• open an account• provide account information or give us your contact information• make a wire transfer or deposit money
---	---

Why can't I limit all sharing?	Federal law gives you the right to limit only <ul style="list-style-type: none">• sharing for affiliates' everyday business purposes-information about your creditworthiness• affiliates from using your information to market to you• sharing for non-affiliates to market to you State laws and individual companies may give you additional rights to limit sharing.
--------------------------------	---

DEFINITIONS

Affiliates	Companies related by common ownership or control. They can be financial and nonfinancial companies.
------------	---

Non-affiliates	Companies not related by common ownership or control. They can be financial and nonfinancial companies. <ul style="list-style-type: none">• <i>The Funds do not share with non-affiliates so they can market to you.</i>
----------------	--

Joint marketing	A formal agreement between non-affiliated financial companies that together market financial products or services to you. <ul style="list-style-type: none">• <i>The Funds do not jointly market.</i>
-----------------	---

OTHER IMPORTANT INFORMATION

California Residents	If your account has a California home address, your personal information will not be disclosed to nonaffiliated third parties except as permitted by applicable California law, and we will limit sharing such personal information with our affiliates to comply with California privacy laws that apply to us.
----------------------	--

Use of E-Mail Addresses:

If you have requested information regarding SCM Trust products and services and supplied your e-mail address to us, we may occasionally send you follow-up communications or information on additional products or services. Additionally, registered clients can subscribe to the following e-mail services:

- Prospectus and Shareholder Reports – Receive prospectuses and shareholder reports online instead of by U. S. Mail.
- Paperless Statements – Receive an e-mail with a link to our Web site informing you that our client statements are available online to view, print or download.
- Paperless Tax Forms – Receive an e-mail with a link to our web site informing you that our client tax forms are available online to view, print or download.

We also include instructions and links for unsubscribing from Shelton Capital Management e-mails. We do not sell email addresses to anyone, although we may disclose e-mail addresses to third parties that perform administrative or marketing services for us. We may track receipt of e-mails to gauge the effectiveness of our communications.